

The original documents are located in Box 48, folder “5/26/76 - Ohio” of the Ron Nessen Papers at the Gerald R. Ford Presidential Library.

Copyright Notice

The copyright law of the United States (Title 17, United States Code) governs the making of photocopies or other reproductions of copyrighted material. Ron Nessen donated to the United States of America his copyrights in all of his unpublished writings in National Archives collections. Works prepared by U.S. Government employees as part of their official duties are in the public domain. The copyrights to materials written by other individuals or organizations are presumed to remain with them. If you think any of the information displayed in the PDF is subject to a valid copyright claim, please contact the Gerald R. Ford Presidential Library.

THE WHITE HOUSE
WASHINGTON

THE PRESIDENT'S BRIEFING BOOK
QUESTIONS AND ANSWERS

FOR: COLUMBUS, OHIO

MAY 26, 1976



CAMPAIGN PROFILE

10/10/2023

OHIO PFC OFFICIALS

| | |
|-----------------------------|--------------------------|
| Honorable Frances P. Bolton | Honorary Co-Chairman |
| Honorable John W. Bricker | Honorary Co-Chairman |
| Keith McNamara | Chairman |
| Jo Anne Davidson | Executive Director |
| Mark Stanga | Administrative Assistant |
| John S. Andrews | Advisory Council |
| Ray C. Bliss | Advisory Council |
| Kent E. McGough | Advisory Council |
| Martha C. Moore | Advisory Council |
| Jim Richards | Press Director |
| Robert Cupp | Youth Director |
| Anita Williams | Youth Media Director |
| Charles Shanklin | Legal Counsel |
| Jane George | Office Manager |
| John Brown | Speakers Bureau |
| Keith Donely | Fieldman |
| Tom Reed | Fieldman |

OHIO ADVOCATES

| <u>Speaker</u> | <u>Date</u> | <u>Location</u> |
|--------------------|------------------|---|
| Frank Zarb | March 8 | Canton |
| Bill Seidman | March 24 | Dayton |
| Bill Gorog | May 4 | Dayton |
| Mrs. Ford | May 4 | Columbus |
| William Usery | May 18 | Cleveland |
| Rogers Morton | May 19 | Columbus |
| Nelson Rockefeller | May 20 | Cincinnati |
| Jack Ford | May 20 | Piqua, Bowling Green, Columbus, Mansfield, Canton |
| James Lynn | May 22 | Columbus, Marion |
| Earl Butz | May 25 May 26 | Cleveland, Findlay Lima, Springfield, Columbus |
| Mrs. Ford | May 28 | Akron, Findlay, Dayton |
| Rogers Morton | June 2 | Toledo |
| David Mathews | June 2 | Athens |
| Marjorie Lynch | June 3 | To Be Determined |
| William Coleman | June 4 | To Be Determined |

OHIO PFC CAMPAIGN OVERVIEW

While participation in the June 8 GOP primary is limited to Ohio Republicans, statewide registration figures are not obtainable as voter registration requirements are local options by state law for communities of under 16,000 residents. About 692,000 Republicans voted in the 1972 GOP Presidential primary, and while state sources project 2.5 million voters to go to the polls on June 8, PFC leadership is unable to project GOP voter turnout. Ohio PFC efforts are concentrated in the 15 of 23 Congressional Districts wherein Reagan is on the ballot. Strategy focuses on voter identification and selected voter turnout of approximately 175,000 Republican households, using telephone canvassing as the primary tool. 12 phone banks are currently operational in key counties of principal Republican strength.

Follow-up letters to undecided voters will be mailed as finances allow beginning in June.

An Ohio PFC newsletter was mailed to 30,000 GOP voters statewide on May 4. Press releases and radio actualities are released daily from the Ohio PFC, and further visibility efforts include two President Ford Committee vans touring the state and distributing campaign materials.

Cuyohoga County PFC will be mailing 100,000 brochures to that county's Republican voters the first of June. Hamilton County PFC anticipates mailing 30,000 brochures and letters to local GOP voters in early June.

There is no media effort currently projected due to financial considerations. However, the statewide advocates program, involving Republican Congressmen running for delegate, and the national advocates program, are generating good press coverage of the President's accomplishments. 45 mayors have endorsed the President to date, and statewide press conferences are scheduled for June 3 to emphasize the mayors' support of the President and their support of his revenue sharing program.

REAGAN CAMPAIGN OFFICIALS

| | |
|------------------|---------------|
| Peter Voss | Chairman |
| Robert Netzley | Vice Chairman |
| James R. Koehler | Treasurer |

REAGAN CAMPAIGN OVERVIEW

Ronald Reagan did not originally plan to conduct a campaign in Ohio. Because of the early endorsement of President Ford by the Ohio Republican State Central and Executive Committees, the Reagan national organization chose to ignore the state in order to concentrate their efforts elsewhere.

It was not until March 7 that they made the decision to identify delegates and collect signatures in order to qualify these delegate candidates in the state's 23 Congressional Districts and for an at-large slate. The filing deadline for these delegate petitions was Thursday, March 11, and the Reagan organization was forced to hire a large number of temporary workers to collect the necessary signatures. Several legal disputes have arisen during the past two and one-half months regarding the legitimacy of some of the petitions filed, and at present, the Reagan delegates have qualified in only 15 of the state's 23 Congressional Districts. A recent decision by the Secretary of State has accepted the entire Reagan at-large slate.

In addition, a law suit is currently pending before the State Supreme Court to qualify the Reagan slates in four more of the state's Districts; however, PFC leadership predicts little likelihood that the decision will be made in favor of the Reagan organization.

Peter Voss, the Reagan state campaign director, announced in early May that Reagan would spend seven days in Ohio. Reagan has yet to visit the state, and PFC leadership does not expect him to come to Ohio at all. There have been some reports that he will visit a vocational school in Picwa on June 1, but national press reports have indicated that he expects to spend that entire week in California.

The Reagan organization has opened 14 offices throughout Ohio, with their state headquarters operating in Canton. A large part of their effort has been focused on recruiting volunteers to staff phone banks in order to identify potential Reagan voters. It now appears these phone calls are being directed first toward those areas of the state that are most conservative, rather than those areas that have the heaviest concentration of Republicans. The phone conversation being utilized is an aggressive one in which the phoner more often than not attempts to convince the voter contacted to vote for Reagan. Due to this approach, the number of calls completed has not been substantial.

Also, there has been no reported television or radio media from the Reagan campaign to date and no state mailings have been made. Reagan delegate candidates have purchased newspaper advertisements on their own behalf (and PFC legal counsel is currently reviewing for possible campaign law violations). There has been some limited newspaper advertising soliciting funds for Reagan in several parts of the state. However, there is no firm evidence that the Reagan campaign intends to run a mass media blitz similar to those they have utilized in other primary states.

REAGAN ON THE ISSUES

Due to the absence so far of any media spots, as well as Reagan's failure to campaign in Ohio personally, there has been very little effort by the Reagan forces to generate voter concern about any specific issues beyond those raised on the national level. Some limited campaign literature is available in various campaign offices, but there have been no efforts to distribute this material to voters. The literature includes Reagan's familiar claims about his record as Governor in California, his concern about the Social Security system, his support for local control of schools, and his claims about our military inferiority in comparison to the Soviet Union.

Reagan's defense position and his attacks on United States foreign policy have aroused the emotions of some voters here, although these areas have not received a great deal of attention in the state's press. PFC leadership has identified the economy as the major concern among Ohio voters, and Reagan's contention that government spending is the prime cause for both inflation and unemployment have elicited some support for him among people worried about the role and growth of the Federal government.

DELEGATE SELECTION

The Ohio primary will be held on June 8 and the state is allocated 97 delegates to the Republican National Convention, of which 28 will be determined at-large and 69 will be selected in the Congressional Districts (3 from each of the 23 Districts) on a "winner-take-all" basis.

The Republican State Central Committee voted on April 7 to enter just the name of the candidate on the ballot rather than listing the delegates' names. Consequently, the names on the delegate slate will not appear on the ballot. This is a change from the original system where District delegate names would have appeared directly on the ballot, and means that the President and Ronald Reagan will appear in a direct head-to-head contest as opposed to solely a delegate selection race.

- At the present time, the weakest areas for the President appear to be the 4th, 6th, 10th and 17th Congressional Districts. Reagan is not on the ballot in the 2nd, 5th, 9th, 12th, 14th and 20th, 21st, 22nd and 23rd Districts.

SURVEY RESEARCH

The PFC has not conducted any surveys in Ohio since January due to financial considerations. However, a private poll was conducted for the Republican State Central Committee during the period of May 6-11 and a "trial heat" question showed a seventeen point spread between the President and Ronald Reagan with a fairly moderate range of 11% responding "undecided".

In early January, the "Ohio Poll" surveyed Ohioans of voting age and paired the President against the then four leading Democrat Presidential hopefuls. A summary of the somewhat dated findings follow:

| <u>Ford</u> | <u>Humphrey</u> | <u>Ford</u> | <u>Kennedy</u> | <u>Ford</u> | <u>Wallace</u> | <u>Ford</u> | <u>Jackson</u> |
|-------------|-----------------|-------------|----------------|-------------|----------------|-------------|----------------|
| 44% | 39% | 40% | 46% | 51% | 31% | 46% | 31% |

The same survey by the "Ohio Poll" compared Reagan with two of these leading Democrats and the results are indicated below.

| <u>Reagan</u> | <u>Humphrey</u> | <u>Reagan</u> | <u>Kennedy</u> |
|---------------|-----------------|---------------|----------------|
| 43% | 41% | 38% | 44% |

In private surveys conducted for the state GOP, the following issue concerns were highlighted:

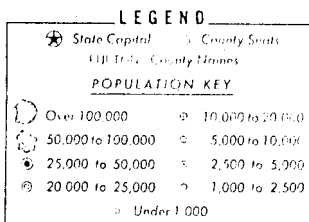
TRENDS IN PERCEPTIONS OF PROBLEMS FACING THE NATION

| <u>Category</u> | <u>May '76</u> | <u>Jun '75</u> | <u>Jun '74</u> | <u>Nov '73</u> | <u>Aug '73</u> | <u>Mar '73</u> | <u>Sept '72</u> | <u>Jun '72</u> |
|--|----------------|----------------|----------------|----------------|----------------|----------------|-----------------|----------------|
| Economy | 18% | 26% | a | 8% | 13% | 11% | 15% | 14% |
| Unemploy- ment | 20 | 26 | 4 | 5 | 3 | 7 | 20 | 18 |
| Inflation | 21 | 25 | 60 | 20 | 25 | 39 | 24 | 16 |
| Energy Crisis | 1 | 14 | 16 | 62 | -- | -- | -- | -- |
| Crime | 7 | 8 | 9 | 8 | 5 | 11 | 17 | 16 |
| Govt. Corruption & leader- ship | 0 | 5 | 31 | 29 | 11 | -- | -- | -- |
| Lack of confi- dence in leaders | 4 | 5 | a | a | a | a | a | a |

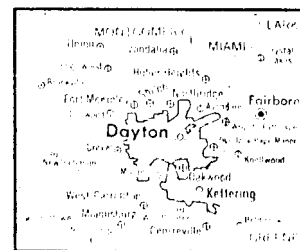
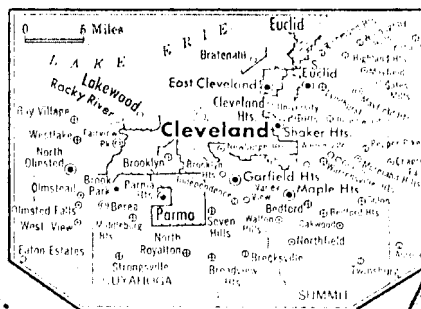
| <u>Category</u> | <u>May</u> <u>'76</u> | <u>Jun</u> <u>'75</u> | <u>Jun</u> <u>'74</u> | <u>Nov</u> <u>'73</u> | <u>Aug</u> <u>'73</u> | <u>Mar</u> <u>'73</u> | <u>Sept</u> <u>'72</u> | <u>Jun</u> <u>'72</u> |
|--|--------------------------|--------------------------|--------------------------|--------------------------|--------------------------|--------------------------|---------------------------|--------------------------|
| Inter- national relations/ Foreign Affairs | 12 | 4 | 7 | 4 | 3 | 5 | 3 | 5 |
| Recession | a | 4 | a | a | a | a | a | a |
| Ecology/ Pollution | 0 | 3 | 3 | 4 | 5 | 9 | 6 | 10 |
| High Taxes | 0 | 3 | 5 | 4 | 3 | 10 | 12 | 9 |
| Govt. Spend- ing | 4 | 3 | a | a | a | a | a | a |

Note: "a" designates not used in survey.

Clearly, economic problems are the main concerns of Ohio Republicans, although there has been a slight decline in their relative importance since the June 1975 poll. Conversely, the importance of foreign affairs has made a three-fold increase (from 40% last June to 12% this May)--indicating the impact that the primary campaign has had in influencing issue perceptions.



Population based on
 based on 1970 Federal Census



CLEARTYPE
 COUNTY-TOWN
 OHIO

Scale of Miles

MAP NO. 6533

COPYRIGHT

AMERICAN MAP COMPANY, INC.

OHIO ADI 'S

TOLEDO

'68 RN VOTE: 9.7
'72 RN VOTE: 9.2

2. CLEVELAND

'68 RN VOTE: 35.5
'72 RN VOTE: 35.0

3. YOUNGSTOWN

'68 RN VOTE: 4.3
'72 RN VOTE: 4.6

4. PITTSBURGH

'68 RN VOTE: 1.1
'72 RN VOTE: 1.1

5. WHEELING/STEBENVILLE

'68 RN VOTE: 2.1
'72 RN VOTE: 2.5

ZANESVILLE

'68 RN VOTE: .8
'72 RN VOTE: .8

7. CHARLESTON/HUNTINGTON

'68 RN VOTE: 3.2
'72 RN VOTE: 3.3

8. CINCINNATI

'68 RN VOTE: 15.0
'72 RN VOTE: 14.4

9. COLUMBUS

'68 RN VOTE: 15.0
'72 RN VOTE: 15.7

10. DAYTON

'68 RN VOTE: 11.4
'72 RN VOTE: 11.7

LIMA

'68 RN VOTE: 1.3
'72 RN VOTE: 1.1

12. FT. WAYNE

'68 RN VOTE: .6
'72 RN VOTE: .6

ISSUES

THE WHITE HOUSE
WASHINGTON

May 12, 1976

MEMORANDUM FOR: JIM SHUMAN
FROM: STEVE McCONAHEY *SGM*
SUBJECT: Issues for Ohio

The following comments come through discussions with Governor Rhodes, Mayor Perk of Cleveland and Mayor Tom Moody of Columbus.

1. Manpower Funds

The City of Cleveland is experiencing an unemployment rate of 9.2%. Mayor Perk is extremely interested in Federal assistance to help in overcoming hardcore unemployment problems. The Mayor has supported the President's position on countercyclical and public works; however, there is strong pressure within the community for some type of countercyclical assistance.

2. General Revenue Sharing

The Mayor has been an outspoken supporter of General Revenue Sharing as have many other officials within the state. Many of them are facing the problem of putting together their budgets for the next fiscal year with an uncertain amount of General Revenue Sharing funds in their plans.

3. Community Development

Because of its age and concentrations of poor and minorities, the City of Cleveland has severe economic problems. The Mayor has supported the Community Development concept, but again, as in other large cities, the President should be prepared to answer the question of what he is doing for the cities, particularly in terms of stimulating the inner-city environment. Along this line the President should be aware of the strong support for his anti-redlining actions and be aware that the City Council took a similar action signed recently by Mayor Perk.

4. Transportation

The Greater Cleveland area recently established a regional transit authority which combines busway and trolley mass transportation. The area passed a 1% sales tax to support the operating costs. The city is currently receiving a substantial amount of assistance through UMTA both for capital improvements and for operating assistance. The city has also applied for a pilot project for a "people mover" in the downtown area. UMTA is currently evaluating alternative sites.

5. Volkswagon Plant

Cleveland has made a strong bid to locate a new Volkswagon automobile plant near Cleveland, utilizing an old and abandoned tank plant. Local officials and Governor Rhodes have been working with EDA to secure funding to help refurbish this plant. In addition Cleveland has received approval from the Department of Labor to use CETA funds for job training if the plant should be located there. Volkswagon apparently is evaluating alternative sites of Cleveland, Columbus Ohio and Stanton, Pennsylvania.

6. White Motor Company

White Motor Company has been over the years a major employer in the Cleveland area. Recently White Motor Company has faced severe financial problems. Its proposed merger with White Consolidated was expected to help solve those problems; however, this consolidation plan has been withdrawn. Local leaders are concerned about the financial plight of this company, and its potential impact on the local economy.

7. CETA Program

There have been specific problems with the Department of Labor's regulations affecting the administration of CETA program. Mayor Moody of Columbus had a long standing argument with DOL about the percentage of funds that could be used for rehiring laid-off city employees. That issue has been resolved; however, there is a continuing sense that the CETA program is being recategorized through administrative regulations and procedures.

8. Great Lakes Issues

Governor Rhodes has long asked for a relocation of the headquarters of the St. Lawrence Seaway Administration to the Cleveland area. He has based this request on the assumption that proximity to the lake area would result in better decision making. Secretary Coleman has written to the Governor and indicated that there is a strong rationale for keeping the location here, and in fact, most state and local officials as well as members of the Congressional delegation from that area strongly endorsed the Washington location from the very beginning.

9. ConRail

There is general sentiment that the nation's rail freight system did have to be consolidated and improved. However, there has been some negative economic impact in such communities as Marion, Ohio where there have been lay offs as a result of this merger. The President could be sympathetic of such lay offs, but indicate his strong belief that the nation needs a more efficient and reliable freight transportation system and that consolidation was the only alternative.

10. Status of Medicaid

Ohio is facing dollar shortages in the medicaid area. The state has indicated that it will cut back on the medicaid "optional" service provisions of this program. There is also consideration of utilizing private sector companies for the management of medicaid to improve in the administrative efficiency and reduction of errors. The President may be asked about his support for medicaid and increased funding levels.

11. Desegregation

There are currently 4 to 5 court cases on desegregation currently in the Ohio courts. The Cities of Cincinnati, Columbus, Cleveland, and Dayton have all been involved. The President should be aware that a Federal Judge in Cleveland has made it fairly clear that he intends to enforce a strong and perhaps expensive busing program. The President's position on busing is well received in the Cleveland community, and should be restated if the question arises.

12. Central and Southern Ohio

Mayor Moody mentioned that concern over prices and inflation remain high in this part of Ohio. The people support a strong military posture, but are not "radical" about it. Our foreign policy positions are unclear, and while people are not angry, they are concerned.

13. Presidential Support from Local Officials

Mayor Stanley Cmich of Canton, Ohio recently sent to the President a resolution of support from approximately 40 Mayors throughout the State of Ohio. I have attached a copy of that resolution for reference during the President's trip.

CRITICAL ISSUES -- OHIO

(cont'd)

1. BACKGROUND

Several Ohio Congressmen and other Republican leaders advise that Ohioans have a very low level of faith in government at all levels -- but especially the Federal Government. They believe one of the reasons for Gov. Carter's surprising success is not only his anti-Washington stance, but his optimism. They feel Republicans have a negative attitude and that the party is run by mediocre individuals.

Several, however, have indicated that much of the antipathy is actually directed toward Democrats since there are presently local scandals involving Democrats. They feel your best posture is to be anti-Congress. They believe you should stress the overwhelming control of Democrats in Congress and your Democratic tax and spend policies. Your vetoes are popular in most parts of Ohio.

2. ECONOMY, UNEMPLOYMENT, AND INFLATION

The major issues everywhere in the state relate in some way to one or all of these items. There is a general fear of renewed inflation and the belief that it has not really receded. Grocery prices are still going up. The statewide unemployment rate is around 8½%, but in some areas as high as 12%. The obvious point to stress is that your leadership in getting the economy moving again. People are being rehired, plants are building up again, and conditions are improving. However, in urban areas, where unemployment is still the greatest, your veto of the public service jobs bill is unpopular. People in those areas want jobs -- any kind.

There are a number of specific issues that you should be aware of.

- A. Strikes. Firestone Tire and Rubber has been shut down for some time and there is a possibility the unions will spread this to other firms. It is hurting the auto industry, and there is a further possibility that Ford Motor Co. may be

struck here. There is a growing feeling that if these continue, you should invoke the Taft-Hartley Act.

- B. Tank Plant. The Defense Department has awarded the XM1 Tank project to the city of Lima in northwest Ohio, where a now-vacant tank plant will be used. The project will employ an estimated 5,000 persons. Senator Taft and Congressman Guyer worked for two years to get this project here. The announcement is presently not scheduled till July. Northwest Ohio is a pro-Reagan area, and the Senator and Congressman feel it is vital that the word get out in behalf of the President before the primary -- June 8.
- C. Volkswagen Plant. The Volkswagen Co. has announced plans to locate a manufacturing plant in the U.S., either in Pennsylvania or Ohio. Senator Taft and Governor Rhodes believe you should encourage the choice of Ohio. (Ohio is still one of the best Republican states for your candidacy.) It is believed the facility will employ 20,000 people. The State Legislative leadership of both parties is pushing hard for it. Sen. Taft's office advised that there is an old tank plant near Cleveland (in Brook Park) that would be an ideal site, but you should avoid getting this specific as Columbus is bidding for it also.
- D. Atomic Energy Plant. There is a controversy as to the location of a new uranium enrichment plant. A federal facility of this type now exists in Portsmouth, Ohio, (Scioto County, 6th Cong. Dist.), and Sen. Taft and Congressman Harsha feel that this existing plant should be expanded to incorporate the proposed project. However, Alabama and Georgia also are bidding for the project. If given to either of these states, it would be built by private industry, which is the type of philosophy you have been espousing. Congressman Harsha is pressing hard on this. He leans toward Reagan now, and says if the project does not go to Ohio, he will endorse Reagan.

The Senator and the Governor have generally supported your position of creating new jobs by expanding the private sector, but they feel an exception should be made in this case as Ohio's unemployment picture has been worse than many other states.

- E. Steel Import Quotas . The administration decision to curtail imports of specialty steel is very popular in Ohio. It helps local plants.

3. AGRICULTURE

Ohio is a substantial farm state. There is still much anger over the grain embargo. Even though the issue is nearly a year old, the farmers haven't forgiven you or Secretary Butz for letting George Meany bully them. Congressman Brown's office advises however, that there is increasing feeling that the President is coming out of it in his district (7th) and that it is best avoided here. If raised, the best answer is that Reagan would abolish all or most trading with Soviet nations, thus the farmers would really be hurt.

Your efforts to change the farm inheritance tax laws should be mentioned. They are very well-liked. Congressman Brown is co-sponsor of a bill to raise the exemption to \$185,000 which is higher than your \$150,000.

4. DEFENSE

Ohio believes in strong defense and further defense spending. Wright Patterson Air Force Base is located in Green County (east of Dayton); the B1 Bomber is built in Ohio. There is much concern over defense cuts.

Sen. Taft's office advises that you should criticize the "over-reaction" of Congress to Intelligence community abuses and especially the Sen. Church and other attacks are harmful to the nation.

5. TORNADO RELIEF

You should mention, if possible, the continued relief you have given to the city of Xenia, Ohio, since the

tornado struck several years ago. Citizens are not aware that you have been sending relief all this time.

6. NIOSH

In 1972, HEW made the decision to locate the permanent site of the National Institute of Occupational Safety and Health in the city of Cincinnati. Thus far no construction has taken place and no action to begin the project. You have been urged to ask Congress for supplemental funds to begin the project.

7. CUYAHOGA VALLEY NATIONAL PARK

You and Sen. Taft worked together to have the Cuyahoga Valley area declared a national park. IT IS THE FIRST NATIONAL PARK IN OHIO and is located in the most populous area of the state -- just south of Cleveland. Ohioans are very proud of it, and you have not been given credit due for promoting this project. Mention it if possible.

8. FOREIGN RELATIONS

Ohioans are concerned with problems of world peace. They have little faith in the United Nations, reacted negatively to Dr. Kissinger's trip to Africa, and are reacting to Reagan's attacks on the Panama Canal issue.

In addition, they are concerned with the Rhodesian issue. Ohio needs chrome to use in manufacturing stainless steel and imports most of this chrome from Rhodesia. The steel companies are distressed for fear they will have to buy it from Russia, if Rhodesia goes.

9. REVENUE SHARING - There are 61 separate political subdivisions in Ohio. Most cities are in trouble. The mayors all like revenue sharing and want it continued. It is the biggest source of income for communities and they like the allowance for local initiative it gives. Mention your efforts to continue and expand it.
10. STATE AND LOCAL GOVERNMENT - Ohio state government has grown out of proportion with the state's growth. Except for the Governor, it is totally dominated by the Democrats. They are presently scandal ridden, and their leadership is being blamed for many problems. You can capitalize on these scandals.

In addition, local governments are having problems with programs that the state and federal governments are imposing on them and that they can't fund. They want a greater voice in the selection of these programs.

11. CRIME - It is increasing in rural and suburban areas. There is a growing support for mandatory sentences for some crimes. Ohio is generally a conservative, work-oriented state, and the people believe criminals should pay the price they deserve.
12. OLDER AMERICANS - Ohio has a large elderly, poor population. All obvious issues are of concern to them. Best position is to point out your concern for their problems, and Reagan's attacks on the Social Security system.

Governor Rhodes has a program for the elderly called the "Golden Buckeye Card" which provides discounts for them for services. He should be complimented for this.

ISSUES TO AVOID - OHIO

1. BUSING - The cities of Cincinnati, Dayton, Columbus and Cleveland are all involved in various stages of the busing issue. Dayton must implement their program by September, 1976. There are five cases currently pending in the Federal courts in Ohio. Many blacks also oppose busing, but the NAACP is pressing hard.
2. ABORTION - The Right to Life group is very strong in Ohio and have been very critical of Mrs. Ford. Be careful. Sen. Taft does not support the constitutional amendment on abortion.
3. COLLECTIVE BARGAINING - The issue is between the Governor and the public employees and the right to bargain, strike, etc.. It is very controversial.
4. MEDICAID - Ohio is one of two states to try an abuse detection program under HEW to investigate abuse of Medicaid program. There is a demand for better oversight on the program. The controversy, however, revolves around the Welfare Director, appointed by Gov. Rhodes, who was not confirmed by the state legislature, and who has suspended certain services. A dangerous issue for you because of the Governor's support.
5. EPA - Two issues are controversial - fluoridation and emission testing stations. Citizens blame administration for the problems with these and want EPA abolished.

In northwest Ohio, the city of Dunkirk was the subject of 10 minutes of the "60 Minutes" program recently on national TV. It seems the EPA has demanded the city come up with \$3 1/2 million dollars for a sanitary sewer system and the city has a population of 350. That would be a levy of \$10,000 for each citizen. The administration is getting the blame.

6. VETERANS ADMINISTRATION - There is a belief here that the erosion of veterans benefits is due to inefficiency of the administration.

13. ENERGY - Ohio does not produce energy-giving products. The state is concerned over the national and international problems with fuel. There is no particular controversy on energy in Ohio but you may be asked what you are doing about it.
14. GENERAL INFORMATION - Governor Rhodes and Senator Taft are popular Ohio Republicans both in the state and elsewhere. They have come out strong for your candidacy and should be praised for their work for the state as noted above.

Mayor Ralph Perk of Cleveland is also a strong supporter of yours.

Cuyahoga County was the first in the nation to endorse you for election (last July 4). Robert Hughes, the Republican County Chairman there should be praised for his help.

BACKGROUND MATERIAL FROM REP. CHALMERS WYLIE FOR
CONSIDERATION PRIOR TO THE PRESIDENT'S TRIP TO OHIO

Rep. Wylie himself called and gave the following issues:

ECONOMY: His constituents are worried about rekindling inflation by stimulating the economy through false programs. Feels that we need more money in the private sector to support jobs.

ENERGY: High utility rate increases including gas supplies. Ohio uses more natural gas than any other state. Rep. Wylie said that deregulation is favored, but with some controls. He also mentioned that Governor Rhodes has made shale gas a big issue in the state.

Solar Energy Research - Battell Memorial Institute has done a lot of work with solar energy research and coal gasification.

DEMOCRATIC CONTROLLED CONGRESS: Congress is a big issue in his District. It is felt that the Congress has done nothing. Rep. Wylie said that the President needs to present himself as a leader. He should bring out that he has come up with his own programs and he has not been able to get them passed because of the Democratic Congress. He should show that the Democrats have not come up with a program of their own either for energy or the economy.

PANAMA CANAL: Rep. Wylie said that his constituents feel that the U.S. should never give up the Panama Canal. To consider giving it up would be symbolic of our becoming a second rate power such as Great Britain has become. Our money and blood, sweat and tears built the canal and they do not want to have a small time dictator make us give it up.

BACKGROUND MATERIAL FROM REP. DELBERT LATTA FOR
CONSIDERATION PRIOR TO THE PRESIDENT'S TRIP TO OHIO

There is one issue that is on the farmers minds more than any other factor and that is the farm embargo situation.

Rep. Latta thinks that the President could justify what has happened by stating that the President had no other recourse at the time since the longshoremen were refusing to load ships and some action had to be taken. But that he wants to assure the farmers that he cannot foresee any circumstance in the future whereby such means would have to be resorted to.

BACKGROUND MATERIAL FROM REP. CHARLES MOSHER FOR
CONSIDERATION PRIOR TO THE PRESIDENT'S TRIP TO OHIO

1. Stories that appeared in the Cleveland Plain Dealer last month regarding the water level of the Great Lakes and, an incorrect summary of the Administration's views which indicated that the President favored "draining the lakes by expanding the water flow through the channels at Niagara Falls."

Water levels are a very sensitive issue in this area. People are afraid that expanding the channels would create dry lake beds during the dry seasons.

2. In Northern Ohio there is a great deal of support for Cuyahoga Valley Regional Park - this has been authorized but not purchased.

SOME FALSE ISSUES THAT HAVE MUCH PUBLICITY

- (a) Great deal of publicity about proposed legislation dealing with Day Care and Child Care - particularly the Child and Family Service Act.
- (b) Petition that had been presented to the FCC regarding the limiting of the number of religious broadcasts. The FCC rejected the petition and fundamentalist church groups are claiming legislation is responsible.

*NOTE: Marc Rosenberg, Rep. Mosher's L.A., said that sometime next week the Congressman will put out a statement agreeing with the Administration position on the Panama Canal.

BACKGROUND MATERIAL FROM CONGRESSMAN TENNYSON
GUYER FOR CONSIDERATION PRIOR TO THE
PRESIDENT'S TRIP TO OHIO

Congressman Guyer said that the President should plan to visit Ohio before the June 8th primary. If he does visit the 4th District, the best place would be Lima. The State Republican Chairman, Kent McGough, lives in Lima, and it is the largest city in the 4th District.

Right now they are in the process of building a Federal building in Lima. This is the only Federal building in Lima and the President might want to make a congratulation statement.

Should a decision be made on the Lima Tank Depot (Department of Army project to build XM1 tanks). They were advised that a decision would be made on this before July. There couldn't be a better time for the President to make an announcement on this if it is favorable. This would mean 1200 jobs to the area.

The President should reemphasize his estate tax exemption plan. Everybody is in favor of this. All farm organizations are also in favor. Congressman Guyer presently has a bill that would raise the estate tax exemption from \$60,000 to \$200,000.

He should not mention the Panama Canal at all, unless he mentions that we do not intend to give it away. Don't try to explain the Reagan accusations, would be a waste of time. Don't mention Secretary of State at all.

He believes very strongly that the President should emphasize buying American products, particularly automobiles. There are 14,000 auto workers in the district.

There are a lot of farmers in the district. He should mention the profitable export of our grain to foreign countries, not particularly Russia. \$22 billion a year from export of grain.

Compliment the people on the 200th birthday of the nation. Stress that life never has been easy and very few people ever celebrated their 50th wedding anniversary because they never lived that long. People started to work when they were nine years old and 95% of the people lived in the country.

Talk about the three problems of economy, energy and employment and give some rosy figures of improvements.

BACKGROUND MATERIAL FROM CONGRESSMAN STANTON FOR
CONSIDERATION PRIOR TO THE PRESIDENT'S TRIP TO OHIO

The 11th district in northeastern Ohio includes the suburbs of Youngstown, Akron, and Cleveland. It has probably the most heavily concentrated Republican vote in northeastern Ohio.

Mentor, Ohio, is the home of former Republican President James A. Garfield. A city of 50,000 people, it is known as the fastest growing city in the State of Ohio, as the 11th district is known as fastest growing Congressional district in the State of Ohio.

Mentor and the entire district are "export oriented". Mentor has a large Caterpillar tractor plant used for building forklift trucks. The district along the northern shore is also known for chemical plants like Diamond Alkali and the largest plant in Ohio - Union Carbide. Residents of the district work at export oriented firms like TRW, Eaton Manufacturing, and Terex (the international headquarters of General Motors' heavy truck division).

Positive: Economy is moving stronger every week. Much is made of unemployment new claims dropping every week. People especially happy about the decrease in inflation.

Concerns: Both businesses and farmers are worried about increased dependence on foreign sources for energy. Operations independence would be a popular issue.

Negative: (1) Residents blame everybody, including President, for lack of energy policy. (2) People have a distrust of Kissinger's policies. There is no love for the Soviet Union.

General: He will be talking to Bob Hughes in Cleveland about the possibility of the President coming into the east side of Cuyahoga County instead of a trip into the Cleveland airport and then a ride of 15 miles to downtown Cleveland -- a lot of people are there, but they aren't Republican voters. He would like to see the President fly into Cuyahoga County Airport if they can handle Air Force One. This would coordinate a maximum concentration of Republicans in Cleveland, Cuyahoga County, and our area.

It is absolutely essential that the President be seen while traveling in northern Ohio with Bob Hughes, Bob Taft, and people like Congressman Stanton because a terrible decision was made (by the state Republican committee) a month ago to removed their names as delegates on the ballot and instead only place names of Reagan and Ford, rather than individuals.

Generalities: Youngstown Airport is also located in the 11th district but at the southern tip. To get maximum exposure in the district, Mr. Stanton would like to see the President fly into Cuyahoga County airport, travel by motorcade (or preferably helicopter), and have Air Force One moved to either Youngstown or Akron-Canton airport and have the President pick it up there.

The area 25 miles east, west, and south of Mentor is heaviest Republican concentration in northeastern Ohio.

*The President's decision on specialty steel is a very important issue, especially with Timkin Roller Bearing in Canton and Republic Steel.

** "I think the most important Republican in Ohio is still Ray Bliss, by far. His accompanying the President, depending on his health, is very important."

Efforts should be coordinated in the Cincinnati area with the President's good friend, Bill Keating, editor and publisher of the Cincinnati Inquirer.

BACKGROUND MATERIAL FROM CONGRESSMAN TOM KINDNESS
FOR CONSIDERATION PRIOR TO THE PRESIDENT'S
TRIP TO OHIO

Ohio Department of Public Welfare is running into a deficit largely because of the way the Democrat controlled General Assembly has treated biennial budget, but a U. S. District Court decision in Columbus ruling that medicaid could not be suspended because of Federal mandates, gives this problem a Federal flavor. It is best not to invite discussion on this.

2 court actions pending, one civil and one criminal. State of Ohio closing private Christian schools by non-certification of schools. This is a disturbing issue in Central and Western Ohio.

Disaffection for Secretary Kissinger is considerable in the Central and Southwestern parts of the State.

Panama Canal issue is becoming somewhat better understood. Panama Canal is favored in most of State.

The 1975 grain embargo is still festering in the agricultural regions of the state. The National Farm Bureau speech helped a lot, but it still is a sore spot with farmers. The President's position on estate tax has helped in farming areas. Secretary Butz seems to be well accepted in Ohio.

Better to make no comment on the Dayton school controversy, but be aware of it.

Positive areas to discuss

People don't understand the veto power. He should set forth positively on this and explain how much money was not added to the Federal debt by these vetoes.

Protecting the interests of the United States around the world through a strong defense posture.

Home construction and the money crunch of growing interest with the springtime interest in home buying. Tie in with government spending.

BACKGROUND MATERIAL FROM CONGRESSMAN DON CLANCY FOR
CONSIDERATION PRIOR TO THE PRESIDENT'S TRIP
TO OHIO

Big government and government spending are probably the two biggest issues that the office gets mail on from Ohio. A recent editorial talked about the bureaucracy and how it expands and used FEA as an example of creating an agency for every crisis. Constituents are concerned about the amount of Federal spending and the number of agencies of support.

The people of Ohio are generally anti-abortion and anti-gun control.

Local Issue

The water in Cincinnati was recently fluoridated and the people are upset about it ~~and~~ that it will cause cancer. This is a very explosive issue and should be avoided if at all possible.

BACKGROUND MATERIAL FROM CONGRESSMAN BUD BROWN
FOR CONSIDERATION PRIOR TO THE PRESIDENT'S
TRIP TO OHIO

The 7th District is mainly a rural agricultural area. The President's estate tax exemption bill is a good issue. The people prefer \$200,000 to \$150,000, but basically approve. Don't overlook the small businessman in this program.

Bad things

There is still an ill feeling on the grain embargo. Some of the people viewed as the President working with George Meany. When the President spoke to the Ohio Farm Bureau Chairmen at the White House recently he defused to some extent, but there is still some problem. If given the proper platform, the President should confront the problem directly.

Economy

The people are still worried about inflation, even though it is getting better. Their mail reflects an anti-government feeling and tone. The district is basically conservative and feel that the welfare program and food stamp program should be tightened up.

Unemployment

Situation is getting better. President should be aware that UAW contract is up in September or October. There will probably be a strike. There are people still laid off at International Harvester and people are concerned about it. There is presently a rubber workers strike in Akron. Probably be long and ugly.

Bank Legislation

They received a lot of mail from bankers who were against Congressman Reuss's bill, which has not yet gotten out of the Committee.

Jim Lynn of OMB will be making a speech at Marion County Republican fundraising dinner on May 22nd

Explain fiscal responsibility in a positive way. Don't sound negative.

BACKGROUND MATERIAL FROM CONGRESSMAN WILLIS GRADISON
FOR CONSIDERATION PRIOR TO THE PRESIDENT'S
TRIP TO OHIO

The First District of Ohio is Hamilton County, the Cincinnati area.

Generally those things that have probably not been getting adequate coverage in other areas of the United States, will get good coverage in Ohio:

Spending/ inflation/getting mad at the Congress and talking about the good job that the President is doing.

The Congressman does a lot of door to door campaigning and town meetings. He is finding that the people are very interested in government spending. They feel it is very courageous of the President to veto bills that would spend more money.

The second reason why the President will get good coverage is because the President and Editor of the Cincinnati Enquirer is Bill Keating, former Member of Congress and a good friend of the President. This newspaper is the one that reaches the most Republicans in Cincinnati.

Spending of the Congress and inflation as the overall basic theme, we see the following ways that those would appeal:

- 1) The Congress is rather irresponsible. We are Members of Congress and we run against the Congress. The tougher he gets on this the better.
- 2) The President took over the country in the straits of terrible economic condition. By his vetoes and pretty progressive movements, the Administration completely turned around by using private enterprise. Talk about the money saved the American taxpayers by the vetoes. How much inflation is going down. Talk about Congress would have sure blamed the President if things wouldn't have turned out good after he picked up the ball. Tell how the President was the one that made it work.

- 3) Might want to point out that there are 3 million more jobs in America since Gerald Ford has become President and when the Democrats talk about government jobs and millions of dollars creating them, they are only talking about 600,000 jobs at the most.

People are talking about getting people back to work, Gerald Ford is doing it.

Talk to America, not just have a press conference. Go out and talk to the people in shopping centers, etc. Eliminate the middleman (press) in getting votes.

The B1 bomber issue should be talked about in Cincinnati. This is the back door way of talking about defense. The President as a Member of Congress was on the Armed Forces Committee. Give his background support of this.

Don't talk about any issue that isn't domestic, because the people in Ohio really don't care to hear about it at this time. Not interested in the Panama Canal, etc. Don't bring these subjects up.

People feel that the President has done a good job and we think he should get the credit. Move the middleman (press) out of the picture.

City of Canton, Ohio



STANLEY A. CMICH
MAYOR

May 4, 1976

Mr. James M. Cannon
The White House
Washington, D. C.

Dear Jim:


Attached is a Resolution from 42 Mayors of Ohio who have pledged their support for President Gerald R. Ford in the coming election.

The attached document can be used to whatever advantage you or the Committee to Elect President Ford may deem necessary.

The President must, and will, take Ohio in the coming June primary, and the Mayors listed on the attached Resolution will do whatever you or the Committee desire.

With kind personal regards.

Sincerely,


Stanley A. Cmich
Mayor

SAC/jk6

Attachment

Resolution

BE IT RESOLVED: that the Republican Mayors of Ohio endorse President Gerald R. Ford for the Presidency of the United States in 1976.

| | |
|----------------|----------------------|
| AKRON | John S. Ballard |
| ALLIANCE | James P. Puckett |
| AURORA | Gordon H. Walker |
| BAY VILLAGE | Henry P. Reese |
| CANTON | Stanley A. Cmich |
| CHILLICOTHE | Clark S. Alexander |
| CLEVELAND | Ralph S. Perk |
| COLUMBUS | Tom Moody |
| EAST LIVERPOOL | H. A. "Hap" Tullis |
| ELYRIA | Marguerite E. Bowman |
| GALLIPOLIS | John J. Allison |
| HILLIARD | Roger A. Reynolds |
| KETTERING | Charles F. Horn |
| LAKEWOOD | Robert M. Lawther |
| LIMA | Harry J. Moyer |
| MACEDONIA | Stuart W. Feils |
| MADEIRA | Daniel McDonald |
| MANSFIELD | Richard A. Porter |
| MARION | Donald E. Quaintance |
| MARYSVILLE | Clifton H. Brown |
| MASON | Louis Eves |
| MAUMEE | Arthur W. Buffington |
| MEDINA | August Eble |
| MOUNT VERNON | Claude G. Schlosser |

Resolution

BE IT RESOLVED: that the Republican Mayors of Ohio endorse President Gerald R. Ford for the Presidency of the United States in 1976.


| | |
|----------------|----------------------|
| AKRON | John S. Ballard |
| ALLIANCE | James P. Puckett |
| AURORA | Gordon H. Walker |
| BAY VILLAGE | Henry P. Reese |
| CANTON | Stanley A. Cmich |
| CHILLICOTHE | Clark S. Alexander |
| CLEVELAND | Ralph S. Perk |
| COLUMBUS | Tom Moody |
| EAST LIVERPOOL | H. A. "Hap" Tullis |
| ELYRIA | Marguerite E. Bowman |
| GALLIPOLIS | John J. Allison |
| HILLIARD | Roger A. Reynolds |
| KETTERING | Charles F. Horn |
| LAKEWOOD | Robert M. Lawther |
| LIMA | Harry J. Moyer |
| MACEDONIA | Stuart W. Feils |
| MADEIRA | Daniel McDonald |
| MANSFIELD | Richard A. Porter |
| MARION | Donald E. Quaintance |
| MARYSVILLE | Clifton H. Brown |
| MASON | Louis Eves |
| MAUMEE | Arthur W. Buffington |
| MEDINA | August Eble |
| MOUNT VERNON | Claude G. Schlosser |

NORTH OLMSTED
OAKWOOD
OLMSTED FALLS
ORRVILLE
SEVEN HILLS
STOW
SYLVANIA
TORONTO
UPPER ARLINGTON
VAN WERT
WARREN
WAVERLY
WELLSTON
WHITEHALL
WILLOUGHBY
WILLOUGHBY HILLS
WORTHINGTON
YOUNGSTOWN

Ralph E. Christman
Carl F. Riedmiller, Jr.
Allan R. Mills
Ronald D. Amstutz
Richard A. Ganim
C. Paul Hutchison
Warren A. Schuster
George V. Cattrell
Richard H. Moore
Harold L. Murphy
Arthur J. Richards
William T. Urwin
Edgar Hayburn
John A. Bishop, Sr.
Harold E. Brichford
Melvin G. Schaefer
James J. Lorimer
Jack C. Hunter

During his tenure in office, President Gerald R. Ford has exemplified concern and understanding of the problems and needs of the cities and has established an open door policy for Governors, Legislators and Mayors of this great nation.

The above Republican Mayors of Ohio urge our fellow citizens to support Gerald R. Ford for the Presidency of the United States in 1976.



IN WITNESS WHEREOF, I have hereunto set my hand and caused the Seal of the City of Canton to be affixed this 4th day of May, 1976.


Stanley A. Cmich
Stanley A. Cmich, Chairman
Ohio Republican Mayors for
President Ford

362-2261



STANLEY A. CMICH
MAYOR

City of Canton, Ohio



May 7, 1976

Mr. James M. Cannon
The White House
Washington, D. C.

Dear Jim:

Please add the following three to the list of Mayors who
endorse President Gerald R. Ford:

Jack A. Hruby

Brecksville

Donald S. Renninger, Sr.

Findlay

Victor A. Green

Centerville

Sincerely,

A handwritten signature in cursive script, reading "Stanley A. Cmich".

Stanley A. Cmich
Mayor

SAC/jkf

THE WHITE HOUSE

WASHINGTON

Dear Stan:

I would like to express my sincere appreciation for the resolution of support from many of the Mayors of Ohio. This kind of support will be very helpful in our effort to gain the nomination.

I am confident that with the help of you and many other dedicated people we will succeed.

With warm and best wishes,

The Honorable Stanley A. Cmich
Mayor of Canton
Canton, Ohio

THE WHITE HOUSE
WASHINGTON

POSSIBLE FEDERAL APPOINTMENT - OHIOAN

THAD GARRETT - There has been considerable interest by the Ohio Congressional delegation regarding your appointment of Thad Garrett to the Consumer Product Safety Commission.

Garrett is on the Vice President's staff and has served as Administrative Assistant to Rep. Shirley Chisholm (Democrat of Brooklyn, N.Y.)

Garrett is from Akron, O., and hopes one day to run for the Congressional seat that represents Akron.

DB/May 21,1976

1

2

3

4

OHIO


WELFARE PENALTY

- Q: Why was the State of Ohio singled out for a \$8.7 million penalty under AFDC?
- A: Ohio, along with 45 other States, was found to be in error in AFDC payments. A total of \$123 million in matching funds would be lost to the States if this penalty is imposed. The quality control program is designed to make sure that AFDC funds are not paid to ineligible persons or overpayments made to eligible recipients. This will insure that funds are used for those persons who are in the greatest need. However, no action has been taken yet to invoke this penalty pending a review of a recent court decision on this matter and the outcome of a joint HEW-State review of the system.

Background

In Ohio, the error rate was 8.6 percent for ineligibles and 10.6 percent for overpayments. Quality Control (QC) is an administrative system which is implemented by States and consists of reviewing a statistically valid sample of cases selected from the welfare program known as Aid to Families with Dependent Children (AFDC). The purpose of QC is to provide management information which will enable State public welfare agencies to reduce errors which result in payments to ineligible families and over and under payments to eligible families. The States were given 18 months (January 1, 1974 to June 30, 1975) to reduce the error rates to 3 percent ineligibility and to 5 percent for overpayments. Fiscal sanctions are scheduled to be imposed during the last quarter of this year. However, recently a Federal Judge has ruled that the guidelines used to disallow State welfare claims are unreasonable. HEW is still deciding whether to appeal this decision. Meanwhile, HEW is meeting with State and local representatives to review the basic principles on which the Quality Control program is based and to determine if modifications in the system would improve it.

SCM
5/24/76



OHIO

MEDICAID FUND PROBLEM

- Q: Why isn't the Federal government helping the State welfare department out of its present financial dilemma by providing it with additional funds for Medicaid?
- A: HEW provides these funds on a matching basis and can only provide funds on that level. HEW is powerless to match an amount higher than the one approved by the State. The Ohio General Assembly has recently indicated it will appropriate additional funds.

Background

The Ohio Department of Public Welfare announced on May 12 that it was completely out of Medicaid funds to pay providers. The deputy welfare director (who was formerly the Acting Welfare Director until he failed to receive confirmation by the legislature) blamed the problem on the legislature for failing to appropriate the needed funds. A special committee is talking in terms of transferring \$40 million from next year's budget to help with the problem. It is projected that there will be a \$47 million Medicaid deficit this year and another \$80 million for 1977. In order to sustain the Medicaid program it would mean a combined Federal-state budget of \$466 million for Fiscal '76 and \$545 million for 1977. Shortly after the Welfare Department announced it had run out of Medicaid money, a Federal Judge enjoined the State from implementing cuts worth \$40 million that were to be effective May 15.

Within the past week, the Ohio General Assembly has indicated that it will act to resolve this fiscal deficit by appropriating additional funds. This action is contingent upon a reasonable plan being submitted by Governor Rhodes to the General Assembly.

SCM
5/24/76

OHIO

MEDICAID FRAUD

Q: Is it true that a "Strike Force" of federal investigators will be coming into Ohio to look into Medicaid fraud and abuse?

A: By agreement between Governor Rhodes and Secretary Mathews, a joint Federal-State management team consisting of various specialists will conduct a review in Ohio in August. A small team is presently working in the State to prepare for this review. Other States with similarly large Medicaid expenditures will also participate in such reviews at a later date to identify possible fraud and abuse violations.

BACKGROUND

Earlier this year, several investigations uncovered the fact that there was widespread fraud and abuse in the Medicaid program among the various States. Illinois, for example, was found to have numerous clinical laboratories, physicians and other health providers whose records showed a pattern of fraud and abuse. Nationally, it was estimated that fraud could approach 2-5 percent of the total \$15 billion Medicaid program, or about \$750 million in a single year. To bring this problem under control, HEW has designed a team of Medicaid management examiners who will work with the States in conducting thorough reviews to ferret out fraud and abuse. An increased emphasis will be placed on the use of computerized Medicaid Management Informations Systems (MMIS) which will be capable of producing accurate patient profiles that will help highlight cases of individual fraud. Plus, an additional 108 investigators have been added to Washington and regional staffs to look into fraud. It is hoped these efforts will prove helpful in bringing the problem under control.

SCM
5/24/76

ABANDONED AND FORECLOSED HOUSING STOCK

Q: What do you plan to do about the substantial number of abandoned, often uncompleted and deteriorating buildings, the loans for which were insured by the Department of Housing and Urban Development and which now are in the process of being acquired by HUD?

A: This is a major problem. HUD makes every effort to avoid foreclosures. However, where there is no viable alternative to acquisition, HUD usually relies upon court procedures.

HUD has the responsibility to protect the mortgage its insurance funds by returning acquired properties to private ownership as quickly as possible at the highest price consistent with the local real estate market. It is HUD's policy to demolish or sell for demolition those properties which are structurally unsound. Other properties are offered for sale as soon as possible after acquisition. In disposing of properties, every effort is made to work with the cities in meeting their housing needs.

FLM
5/24/76

U.S. SUPREME COURT DECISION ON THE IMPACT ON
HUD'S COMMUNITY BLOCK GRANT PROGRAM: GAUTREAUX

Q: Is the Gautreaux decision by the Supreme Court expected to impact on the Community Development Block Grant Program?

A: The Supreme Court decision in Gautreaux should not have a direct impact on the Community Development Block Grant program. In fact the Community Development Block Grant program is generally consistent with the Gautreaux decision in that it provides for low-income housing for metropolitan areas.

BACKGROUND

The Community Development Block Grant program, which was enacted in 1974, contemplates a metropolitan area approach to housing needs. For example, an applicant cannot obtain a grant without an approved housing assistance plan. That plan must contain an assessment of the housing needs of the community and an annual goal for addressing those needs. And, in calculating its needs, an applicant must consider not only those who already reside in the community but those who are expected to reside there. Thus the program will encourage the provision of housing for low-income families in suburban areas. However, as the decision in Gautreaux pointed out, suburban communities will not be coerced into accepting such housing.

FLM
5/24/76

U.S. SUPREME COURT DECISION: GAUTREAUX
EFFECT ON LOW-INCOME HOUSING

Q: What will be the effect upon the suburbs of the April 20, 1976 Supreme Court ruling regarding low-income housing concentration in the central city?

A: The decision you refer to, of course, is the Gautreaux decision, a Chicago case, which was based upon the facts in that particular case. It is not likely to have an immediate effect upon the suburbs of Chicago or any other city. You may recall that the Supreme Court sent the case back to the District Court to consider whether it was appropriate to order the preparation of a plan for the provision of low rent housing on a metropolitan-wide and, if so, what form it should take.

BACKGROUND

The Supreme Court, upholding a decision of the Court of Appeals, ruled unanimously that Federal courts can order the creation of low-cost public housing for minorities in a city's suburbs to relieve racial segregation in housing within the city.

The Court ruled specifically that the Department of Housing and Urban Development can be ordered to provide such housing in the suburbs if the Government has been found to have contributed, through its public housing funding programs, to the segregation in the city.

The Court did not feel that this "metropolitan" approach would of necessity constitute an intrusion on the responsibilities or prerogatives of the surrounding local governments. It disclaimed HUD's argument that strict enforcement of fair housing laws in the Chicago area would interfere with local governments which have not been found guilty of racially discriminating housing practices.

The complexity of the case prevents any easy assessment of the impact this ruling will have in the proliferation of low-income housing areas in suburbs nationwide. It is possible that the decision will promote low-income housing in certain areas that have heretofore resisted it.

FLM
5/24/76

OHIO - RUBBER INDUSTRY STRIKE

Q. Mr. President, what is your Administration doing to bring about a contract settlement in the Rubber Industry strike?

A. This is a situation we have been staying very close to. The Federal Mediation and Conciliation Service has one of their top representatives and five mediators working to help find a solution to the impasse.

BACKGROUND

On April 20, 1976, the United Rubber Workers (URW) instituted a strike against the BIG four tire manufacturers (Firestone, Goodyear, Goodrich, and Uniroyal). The nationwide strike affects some 70,000 employees at 47 plants. Union and management officials have wide differences of opinion as to what a fair settlement would be. Among other demands the Union is seeking an uncapped cost of living escalator.

The URW President has visited Geneva, Switzerland to encourage a world wide boycott of Firestone products, which the AFL-CIO Executive Council has endorsed. Firestone was chosen as the boycott target because the Union is concentrating on getting an industry-wide pattern setting settlement with Firestone.

WMD
5/24/76

VA HOSPITAL - Ohio

- Q. Mr. President, what is being done to assure the quality of medical care for veterans in Ohio, a state with over 5% of our nations veterans residing within its borders?
- A. Within the last year the Cleveland VA Hospital opened a multi-million dollar research wing and in July, 1976 ground will be broken for a \$5 million ambulatory care wing at the Cincinnati VA Hospital.

WMD
5/24/76

CETA -- OHIO

- Q. Mr. President, several cities in Ohio are experiencing revenue shortages and have had to lay-off experienced city employees. Now the Department of Labor is limiting the number of laid-off cities employees that can be rehired through CETA's Title VI. Does it make any sense to hire people totally unfamiliar with the jobs they will be performing when the former holders of those jobs are on the unemployment roles themselves?
- A. The issue is actually a bit more complicated than your question suggests. CETA funds are meant to help all kinds of unemployed workers, and not just those who previously worked for a local government. The issue centers on the percentage of CETA positions which can be used by local governments to rehire their own laid-off workers. In each instance, Department of Labor officials are working with local leaders to arrive at acceptable solutions.

Background

Nationwide several cities, including Warren, Cleveland and Columbus in Ohio, have objected to DOL placing a limit on the number of laid-off city employees that can be rehired through CETA, Title VI. DOL has a policy limiting city employee rehires to a proportion that relates to their incidence among the total number of unemployed eligibles for public service employment in the given area.

WMD/5/24/76

REVENUE SHARING

GENERAL REVENUE SHARING PAYMENTS TO SELECTED COUNTIES AND CITIES
FOR OHIO

| <u>Jurisdiction</u> | <u>Payment to Date</u> | <u>Total (Existing Program thru 12/31/76)</u> | <u>Projected Under President's Legislation</u> |
|---------------------|------------------------|---|--|
| Hamilton County | \$ 23,563,322 | \$ 27,967,172 | \$ 35,323,349 |
| Cincinnati City | 40,004,773 | 47,695,755 | 69,874,010 |
| -- | | | |
| Franklin County | 14,959,726 | 17,779,539 | 22,617,759 |
| Columbus City | 33,066,078 | 40,085,787 | 56,208,840 |
| -- | | | |
| Cuyahoga County | 40,679,680 | 48,246,595 | 60,694,201 |
| Cleveland City | 63,469,245 | 75,357,731 | 97,285,426 |

Ohio

SAMPLE OF ACTUAL USES OF GENERAL REVENUE SHARING PAYMENTS
FOR OHIO

| <u>Jurisdiction</u> | <u>Actual Uses</u> |
|---------------------|--|
| Hamilton County | \$ 3,179,050 for public safety 2,055,000 for environmental protection 2,750,300 for health |
| Cincinnati City | 11,876,811 for public safety 1,241,742 for health 1,123,754 for environmental protection |
| Franklin County | 1,695,779 for multipurpose and general government 1,467,015 for public safety 555,000 for health |
| Columbus City | 3,042,252 for public safety 2,313,432 for recreation 1,145,203 for social services for the poor or aged |

Jurisdiction

Actual Uses

Cuyahoga County

\$ 6,425,000 for health
1,472,434 for environmental protection
784,156 for public safety

Cleveland City

18,005,183 for public safety
2,442,380 for public transportation
1,531,332 for recreation

GENERAL REVENUE SHARING PAYMENTS -- OHIO

| | Total State & All Local Governments | State Gov't. | Counties | Municipalities | Townships |
|--|---|-----------------|----------|----------------|-----------|
| Actual Payments to Date as of 4/5/76 | \$ 1,088.5 | \$ 336.2 | \$ 213.3 | \$ 393.8 | \$ 65.2 |
| Estimated Payments Under Existing Pro- gram--thru 12/31/76 | 1,209.2 | 403.0 | 256.3 | 471.7 | 78.1 |
| Projected Payments Under President's Proposal (1/77-9/82) | 1,623.4 | 541.1 | 343.9 | 634.6 | 103.7 |



SAMPLE OF ACTUAL USES OF GENERAL REVENUE SHARING PAYMENTS
(July 1974-June 1975)

OHIO

\$ 136,894,275 for education

17,330,312 for health and hospitals

11,903,681 for environmental protection

OFFICE OF REVENUE SHARING
REVENUE SHARING DISBURSEMENTS

| COUNTY CODE | NAME | QUARTERLY PAYMENT | ALL PAYMENTS TO DATE | COUNTY CODE | NAME | QUARTERLY PAYMENT | ALL PAYMENTS TO DATE |
|-------------|-------------------------|-------------------|----------------------|-------------|------------------------|-------------------|----------------------|
| 36 | STATE OF OHIO | 21,608,304 | 336,186,594 | | | | |
| 00 | COUNTY | 86,903 | 951,906 | | | | |
| | Y FORK VILLAGE | 156 | 2,307 | | HARPERSFIELD TOWNSHIP | 1,299 | 20,045 |
| | CHESTER VILLAGE | 4,555 | 47,343 | | HARTSGROVE TOWNSHIP | 731 | 11,393 |
| | PEEBLES VILLAGE | 3,459 | 29,714 | | JEFFERSON TOWNSHIP | 3,362 | 52,260 |
| | ROME VILLAGE | 275 | 1,742 | | KINGSVILLE TOWNSHIP | 2,343 | 28,988 |
| | SEAMAN VILLAGE | 2,078 | 23,035 | | LENOX TOWNSHIP | 1,426 | 22,397 |
| | WEST UNION VILLAGE | 3,661 | 50,098 | | MONROE TOWNSHIP | 1,787 | 28,865 |
| | WINCHESTER VILLAGE | 1,265 | 24,848 | | MORGAN TOWNSHIP | 2,007 | 31,878 |
| | WHATTEN TOWNSHIP | 511 | 7,384 | | NEW LYME TOWNSHIP | 708 | 11,017 |
| | WHISH CREEK TOWNSHIP | 1,052 | 15,666 | | ORWELL TOWNSHIP | 1,400 | 21,792 |
| | FRANKLIN TOWNSHIP | 735 | 10,589 | | PIERPONT TOWNSHIP | 792 | 12,337 |
| | GREEN TOWNSHIP | 551 | 11,969 | | PLYMOUTH TOWNSHIP | 2,370 | 29,775 |
| | JEFFERSON TOWNSHIP | 802 | 16,764 | | RICHMOND TOWNSHIP | 642 | 10,005 |
| | LINCOLN TOWNSHIP | 564 | 8,110 | | ROME TOWNSHIP | 654 | 12,049 |
| | MANCHESTER TOWNSHIP | 1,827 | 27,622 | | SAYBROOK TOWNSHIP | 9,288 | 142,712 |
| | MEIGS TOWNSHIP | 2,519 | 36,722 | | SHEFFIELD TOWNSHIP | 951 | 14,670 |
| | MONROE TOWNSHIP | 583 | 10,982 | | TRUMBULL TOWNSHIP | 1,084 | 13,051 |
| | OLIVER TOWNSHIP | 378 | 7,436 | | WAYNE TOWNSHIP | 672 | 9,799 |
| | SCOTT TOWNSHIP | 1,362 | 21,017 | | WILLIAMSFIELD TOWNSHIP | 1,540 | 21,891 |
| | SPRING TOWNSHIP | 1,341 | 40,995 | | WINDSOR TOWNSHIP | 2,004 | 24,965 |
| | TIFFIN TOWNSHIP | 3,227 | 44,806 | | * COUNTY TOTAL * | 367,421 | 5,627,738 |
| | WAYNE TOWNSHIP | 881 | 16,653 | 005 | ATHENS COUNTY | 73,251 | 974,194 |
| | WINCHESTER TOWNSHIP | 2,174 | 25,506 | | ALBANY VILLAGE | 751 | 11,411 |
| | * COUNTY TOTAL * | 120,859 | 1,428,214 | | AMESVILLE VILLAGE | 247 | 4,262 |
| | | | | | ATHENS CITY | 79,898 | 1,297,085 |
| 002 | ALLEN COUNTY | 166,839 | 2,357,177 | | BUCHTEL VILLAGE | 494 | 9,274 |
| | HEAVENDALE VILLAGE | 406 | 7,039 | | CHAUNCEY VILLAGE | 918 | 14,134 |
| | HUFFTON VILLAGE | 3,533 | 51,942 | | COOLVILLE VILLAGE | 673 | 10,159 |
| | CAHO VILLAGE | 456 | 8,976 | | GLOUSTER VILLAGE | 1,791 | 28,550 |
| | DELPHOS CITY | 26,458 | 419,239 | | JACKSONVILLE VILLAGE | 586 | 9,168 |
| | ELIDA VILLAGE | 985 | 15,292 | | NELSONVILLE CITY | 15,654 | 178,965 |
| | HARMOD VILLAGE | 412 | 6,666 | | TRIMBLE VILLAGE | 452 | 6,878 |
| | LAFAYETTE VILLAGE | 376 | 9,024 | | ALEXANDER TOWNSHIP | 1,307 | 22,951 |
| | LIMA CITY | 140,568 | 2,337,107 | | AMES TOWNSHIP | 770 | 13,150 |
| | SPENCERVILLE VILLAGE | 2,885 | 51,804 | | ATHENS TOWNSHIP | 12,311 | 181,744 |
| | FORT SHAWNEE VILLAGE | 2,797 | 43,393 | | BERN TOWNSHIP | 1,151 | 17,220 |
| | AMANDA TOWNSHIP | 1,218 | 18,914 | | CANAAN TOWNSHIP | 1,290 | 19,712 |
| | AMERICAN TOWNSHIP | 1,537 | 282,004 | | CARTHAGE TOWNSHIP | 980 | 14,280 |
| | AUGLAIZE TOWNSHIP | 2,002 | 33,446 | | DOVER TOWNSHIP | 2,821 | 49,216 |
| | BATH TOWNSHIP | 4,351 | 248,136 | | LEE TOWNSHIP | 1,465 | 22,242 |
| | JACKSON TOWNSHIP | 1,819 | 28,347 | | LODI TOWNSHIP | 1,439 | 22,838 |
| | MAJON TOWNSHIP | 5,477 | 87,180 | | ROME TOWNSHIP | 1,874 | 32,022 |
| | DE TOWNSHIP | 1,669 | 26,166 | | TRIMBLE TOWNSHIP | 3,809 | 58,581 |
| | TOWNSHIP | NO PAY DUE | 109,793 | | TROY TOWNSHIP | 1,679 | 26,178 |
| | LAND TOWNSHIP | 3,949 | 62,526 | | WATERLOO TOWNSHIP | 2,064 | 34,578 |
| | NEE TOWNSHIP | 13,630 | 200,757 | | YORK TOWNSHIP | 6,108 | 96,953 |
| | SPENCER TOWNSHIP | 2,601 | 40,412 | | * COUNTY TOTAL * | 213,783 | 3,155,747 |
| | SUGAR CREEK TOWNSHIP | 1,231 | 17,439 | 006 | AUGLAIZE COUNTY | 45,965 | 609,150 |
| | * COUNTY TOTAL * | 385,199 | 6,462,779 | | BUCKLAND VILLAGE | 238 | 3,667 |
| | | | | | CRIDERSVILLE VILLAGE | 1,874 | 30,115 |
| 003 | ASHLAND COUNTY | 60,216 | 745,302 | | MINSTER VILLAGE | 14,145 | 178,225 |
| | ASHLAND CITY | 70,439 | 1,043,989 | | NEW BREHEN VILLAGE | 3,201 | 52,204 |
| | HAYESVILLE VILLAGE | 421 | 6,419 | | NEW KNOXVILLE VILLAGE | 864 | 12,429 |
| | JEROMESVILLE VILLAGE | 432 | 10,434 | | ST MARYS CITY | 28,689 | 434,246 |
| | LOUDDONVILLE VILLAGE | 13,833 | 218,528 | | UNIOPOLIS VILLAGE | 245 | 9,644 |
| | MIFFLIN VILLAGE | 180 | 2,730 | | WAPAKONETA CITY | 19,977 | 278,695 |
| | PERRYSVILLE VILLAGE | 626 | 9,538 | | WAYNESFIELD VILLAGE | 597 | 8,963 |
| | POLK VILLAGE | 464 | 7,202 | | CLAY TOWNSHIP | 752 | 11,358 |
| | SAVANNAH VILLAGE | 339 | 4,695 | | DUCHOUQUET TOWNSHIP | 7,717 | 125,688 |
| | BAILEY LAKES VILLAGE | 327 | 4,995 | | GERMAN TOWNSHIP | 2,500 | 37,815 |
| | CLEAR CREEK TOWNSHIP | 1,366 | 20,795 | | GOSHEN TOWNSHIP | 470 | 7,122 |
| | GREEN TOWNSHIP | 2,828 | 42,793 | | JACKSON TOWNSHIP | 2,580 | 39,624 |
| | HANOVER TOWNSHIP | 2,020 | 30,896 | | LOGAN TOWNSHIP | 809 | 12,221 |
| | JACKSON TOWNSHIP | 1,175 | 17,889 | | MOULTON TOWNSHIP | 1,008 | 15,355 |
| | LAKE TOWNSHIP | 417 | 6,354 | | NOBLE TOWNSHIP | 874 | 14,966 |
| | MIFFLIN TOWNSHIP | 777 | 11,825 | | PUSHETA TOWNSHIP | 1,056 | 19,106 |
| | MILTON TOWNSHIP | 1,585 | 24,304 | | ST MARYS TOWNSHIP | 8,700 | 126,077 |
| | MOHICAN TOWNSHIP | 1,345 | 19,937 | | SALEM TOWNSHIP | 558 | 16,393 |
| | MONTGOMERY TOWNSHIP | 1,909 | 28,118 | | UNION TOWNSHIP | 3,735 | 18,771 |
| | ORANGE TOWNSHIP | 1,494 | 23,256 | | WASHINGTON TOWNSHIP | 1,473 | 22,163 |
| | PEWRY TOWNSHIP | 1,146 | 17,303 | | WAYNE TOWNSHIP | 1,234 | 19,339 |
| | RUGLES TOWNSHIP | 556 | 8,895 | | * COUNTY TOTAL * | 149,261 | 2,113,336 |
| | SULLIVAN TOWNSHIP | 939 | 13,646 | 007 | BELMONT COUNTY | 91,197 | 1,697,752 |
| | TROY TOWNSHIP | 625 | 9,504 | | BARNESVILLE VILLAGE | 10,307 | 159,730 |
| | VERMILION TOWNSHIP | 1,887 | 29,973 | | BELLAIRE CITY | 32,231 | 539,426 |
| | * COUNTY TOTAL * | 167,346 | 2,359,320 | | BELMONT VILLAGE | 547 | 8,477 |
| | | | | | BETHESDA VILLAGE | 1,241 | 20,378 |
| 004 | ASHTABULA COUNTY | 100,958 | 1,601,393 | | BRIDGEPORT VILLAGE | 2,819 | 41,757 |
| | ANDOVER VILLAGE | 2,560 | 39,102 | | BROOKSIDE VILLAGE | 771 | 11,878 |
| | ASHTABULA CITY | 124,175 | 1,878,688 | | FLUSHING VILLAGE | 1,412 | 16,707 |
| | CONNEAUT CITY | 44,808 | 677,172 | | HOLLOWAY VILLAGE | 598 | 16,379 |
| | GENEVA CITY | 12,508 | 181,047 | | MARTINS FERRY CITY | 8,803 | 186,619 |
| | GENEVA THE LAKE VILLAGE | 1,566 | 22,322 | | MORRISTOWN VILLAGE | 360 | 7,373 |
| | JEFFERSON VILLAGE | 4,106 | 63,423 | | POWHATAN POINT VILLAGE | 1,730 | 27,265 |
| | N KINGSVILLE VILLAGE | 4,379 | 60,727 | | ST CLAIRSVILLE VILLAGE | 4,047 | 93,955 |
| | ORWELL VILLAGE | 1,737 | 29,217 | | SHADYSIDE CITY | 4,025 | 64,960 |
| | ROCK CREEK VILLAGE | 821 | 10,142 | | COLERAIN TOWNSHIP | 4,309 | 66,572 |
| | ANDOVER TOWNSHIP | 1,817 | 27,272 | | FLUSHING TOWNSHIP | 1,994 | 30,675 |
| | ASHTABULA TOWNSHIP | 21,624 | 339,949 | | GOSHEN TOWNSHIP | 2,532 | 37,627 |
| | WINBURG TOWNSHIP | 1,895 | 32,033 | | KIRKWOOD TOWNSHIP | 2,992 | 25,487 |
| | RY VALLEY TOWNSHIP | 598 | 9,399 | | MEAD TOWNSHIP | 6,075 | 103,819 |
| | HOOK TOWNSHIP | 593 | 9,224 | | PEASE TOWNSHIP | 10,092 | 168,580 |
| | ARK TOWNSHIP | 719 | 10,702 | | PULTNEY TOWNSHIP | 9,041 | 133,391 |
| | LAKESET TOWNSHIP | 762 | 13,620 | | RICHLAND TOWNSHIP | 8,757 | 128,772 |
| | GENEVA TOWNSHIP | 6,735 | 93,367 | | SMITH TOWNSHIP | 1,695 | 35,407 |

REVENUE SHARING DISBURSEMENTS

| COUNTY CODE | NAME | QUARTERLY PAYMENT | ALL PAYMENTS TO DATE | COUNTY CODE | NAME | QUARTERLY PAYMENT | ALL PAYMENTS TO DATE |
|-------------|-------------------------|-------------------|----------------------|-------------|--------------------------|-------------------|----------------------|
| | SOMERSET TOWNSHIP | 842 | 25,012 | | GOSHEN TOWNSHIP | 2,455 | 36,458 |
| | UNION TOWNSHIP | 1,959 | 34,324 | | HARRISON TOWNSHIP | 572 | 8,997 |
| | WARREN TOWNSHIP | 4,825 | 73,590 | | JACKSON TOWNSHIP | 1,814 | 27,445 |
| | WASHINGTON TOWNSHIP | 2,068 | 32,484 | | JOHNSON TOWNSHIP | 2,170 | 31,458 |
| | WAYNE TOWNSHIP | 1,521 | 25,864 | | MAD RIVER TOWNSHIP | 1,350 | 21,765 |
| | WHEELING TOWNSHIP | 2,455 | 45,136 | | RUSH TOWNSHIP | 1,441 | 22,486 |
| | YORK TOWNSHIP | 2,630 | 40,682 | | SALEM TOWNSHIP | 1,440 | 24,335 |
| | * COUNTY TOTAL * | 223,875 | 3,900,078 | | UNION TOWNSHIP | 969 | 16,693 |
| 008 | BROWN COUNTY | 38,190 | 497,235 | | URBANA TOWNSHIP | 5,688 | 100,325 |
| | ABERDEEN VILLAGE | 1,727 | 23,701 | | WAYNE TOWNSHIP | 761 | 11,869 |
| | FAYETTEVILLE VILLAGE | 498 | 14,446 | | * COUNTY TOTAL * | 108,726 | 1,632,875 |
| | GEORGETOWN VILLAGE | 2,545 | 39,082 | 012 | CLARK COUNTY | 230,524 | 2,759,828 |
| | HAMERSVILLE VILLAGE | 503 | 7,285 | | CATAWBA VILLAGE | 255 | 4,055 |
| | HIGGINSPOINT VILLAGE | 422 | 4,185 | | DONNELSVILLE VILLAGE | 220 | 3,491 |
| | MOUNT ORAB VILLAGE | 1,776 | 26,484 | | ENON VILLAGE | 1,506 | 24,169 |
| | RIPLEY VILLAGE | 6,556 | 69,959 | | LAWRENCEVILLE VILLAGE | 544 | 7,807 |
| | RUSSELLVILLE VILLAGE | 848 | 14,701 | | NEW CARLISLE CITY | 5,748 | 82,998 |
| | ST MARTIN VILLAGE | 131 | 1,900 | | NORTH HAMPTON VILLAGE | 387 | 6,142 |
| | SARDINIA VILLAGE | 1,073 | 27,320 | | SOUTH CHARLESTON VILLAGE | 1,237 | 27,233 |
| | BYRD TOWNSHIP | 493 | 7,132 | | SPRINGFIELD CITY | 287,906 | 4,510,850 |
| | CLARK TOWNSHIP | 2,055 | 27,659 | | TREHOUT CITY VILLAGE | 338 | 5,353 |
| | EAGLE TOWNSHIP | 904 | 13,396 | | SOUTH VIENNA VILLAGE | 431 | 6,846 |
| | FRANKLIN TOWNSHIP | 910 | 9,168 | | BETHEL TOWNSHIP | 21,448 | 315,999 |
| | GREEN TOWNSHIP | 1,979 | 28,318 | | GERMAN TOWNSHIP | 5,474 | 77,156 |
| | HUNTINGTON TOWNSHIP | 1,643 | 23,452 | | GREEN TOWNSHIP | 2,165 | 33,965 |
| | JACKSON TOWNSHIP | 656 | 10,561 | | HARMONY TOWNSHIP | 2,380 | 43,626 |
| | JEFFERSON TOWNSHIP | 786 | 11,451 | | MADISON TOWNSHIP | 2,067 | 31,720 |
| | LEWIS TOWNSHIP | 1,145 | 17,787 | | MAD RIVER TOWNSHIP | 8,654 | 135,114 |
| | PERRY TOWNSHIP | 2,137 | 30,046 | | MOOREFIELD TOWNSHIP | 7,069 | 109,733 |
| | PIKE TOWNSHIP | 1,389 | 21,006 | | PIKE TOWNSHIP | 2,122 | 33,064 |
| | PLEASANT TOWNSHIP | 3,391 | 51,296 | | PLEASANT TOWNSHIP | 2,667 | 46,934 |
| | SCOTT TOWNSHIP | 706 | 10,218 | | SPRINGFIELD TOWNSHIP | 13,918 | 181,076 |
| | STERLING TOWNSHIP | 955 | 14,660 | | * COUNTY TOTAL * | 597,060 | 8,447,059 |
| | UNION TOWNSHIP | 3,405 | 51,146 | 013 | CLERMONT COUNTY | 97,509 | 1,568,036 |
| | WASHINGTON TOWNSHIP | 1,527 | 22,061 | | AMELIA VILLAGE | 1,025 | 16,971 |
| | * COUNTY TOTAL * | 78,350 | 1,077,255 | | BATAVIA VILLAGE | 1,608 | 24,252 |
| 009 | BUTLER COUNTY | 227,888 | 2,931,815 | | RETHEL VILLAGE | 2,002 | 34,748 |
| | HAMILTON CITY | 261,728 | 4,177,222 | | FELICITY VILLAGE | 751 | 10,260 |
| | FAIRFIELD CITY | 60,996 | 803,949 | | MILFORD VILLAGE | 9,278 | 86,120 |
| | JACKSONBURG VILLAGE | 74 | 1,708 | | MOSCOW VILLAGE | 370 | 4,654 |
| | MIDDLETOWN CITY | 278,425 | 4,337,257 | | NEVILLE VILLAGE | 154 | 2,285 |
| | MILLVILLE VILLAGE | 578 | 8,834 | | NEW RICHMOND VILLAGE | 7,541 | 139,165 |
| | MONROE VILLAGE | 3,392 | 49,345 | | NEWTONSVILLE VILLAGE | 332 | 5,437 |
| | NEW MIAMI VILLAGE | 15,862 | 181,299 | | OWENSVILLE VILLAGE | 1,304 | 20,947 |
| | OXFORD VILLAGE | 41,169 | 472,399 | | WILLIAMSBURG VILLAGE | 2,670 | 39,434 |
| | SEVEN MILE VILLAGE | 577 | 8,852 | | CHILO VILLAGE | REPORT | 1,773 |
| | SOMERVILLE VILLAGE | 320 | 4,913 | | BATAVIA TOWNSHIP | 6,921 | 100,954 |
| | TRENTON CITY | 8,083 | 112,335 | | FRANKLIN TOWNSHIP | 2,173 | 30,640 |
| | FAIRFIELD TOWNSHIP | 16,302 | 177,987 | | GOSHEN TOWNSHIP | 7,674 | 106,729 |
| | HANOVER TOWNSHIP | 5,108 | 78,227 | | JACKSON TOWNSHIP | 1,613 | 24,499 |
| | LEMON TOWNSHIP | 10,004 | 149,952 | | MIAMI TOWNSHIP | 18,835 | 285,292 |
| | LIBERTY TOWNSHIP | 3,091 | 47,331 | | MONROE TOWNSHIP | 2,714 | 40,537 |
| | MADISON TOWNSHIP | 2,411 | 137,426 | | OHIO TOWNSHIP | 8,964 | 71,062 |
| | MILFORD TOWNSHIP | 2,010 | 29,971 | | PIERCE TOWNSHIP | 8,047 | 161,957 |
| | MORGAN TOWNSHIP | 2,210 | 31,466 | | STONELICK TOWNSHIP | 3,454 | 52,314 |
| | OXFORD TOWNSHIP | 5,475 | 91,628 | | TATE TOWNSHIP | 5,688 | 85,628 |
| | REILY TOWNSHIP | 1,605 | 21,997 | | UNION TOWNSHIP | 17,807 | 258,495 |
| | ROSS TOWNSHIP | 3,368 | 48,916 | | WASHINGTON TOWNSHIP | 2,642 | 32,035 |
| | ST CLAIR TOWNSHIP | 6,281 | 99,850 | | WAYNE TOWNSHIP | 1,978 | 32,784 |
| | UNION TOWNSHIP | 13,185 | 169,896 | | WILLIAMSBURG TOWNSHIP | 3,678 | 56,203 |
| | WAYNE TOWNSHIP | 3,144 | 48,172 | | * COUNTY TOTAL * | 216,736 | 3,293,211 |
| | * COUNTY TOTAL * | 973,286 | 14,222,747 | 014 | CLINTON COUNTY | 46,545 | 730,001 |
| 010 | CARROLL COUNTY | 35,209 | 609,388 | | BLANCHESTER VILLAGE | 3,455 | 46,711 |
| | CARROLLTON VILLAGE | 3,521 | 56,724 | | CLARKSVILLE VILLAGE | 777 | 12,147 |
| | DELLROY VILLAGE | 51 | 5,334 | | MARTINSVILLE VILLAGE | 404 | 6,306 |
| | LEESVILLE VILLAGE | 245 | 3,636 | | MIDLAND VILLAGE | 384 | 5,105 |
| | MALVERN VILLAGE | 1,116 | 16,144 | | NEW VIENNA CORP | 2,144 | 17,286 |
| | SHERRODSVILLE VILLAGE | 339 | 6,983 | | PORT WILLIAM VILLAGE | 418 | 8,774 |
| | AUGUSTA TOWNSHIP | 1,056 | 16,218 | | SABINA VILLAGE | 4,861 | 79,644 |
| | BROWN TOWNSHIP | 4,954 | 72,540 | | WILMINGTON CITY | 19,674 | 265,084 |
| | CENTER TOWNSHIP | 3,746 | 55,153 | | ADAMS TOWNSHIP | 831 | 12,773 |
| | EAST TOWNSHIP | 1,314 | 21,915 | | CHESTER TOWNSHIP | 756 | 12,600 |
| | FOX TOWNSHIP | 965 | 17,141 | | CLARK TOWNSHIP | 1,214 | 19,107 |
| | HARRISON TOWNSHIP | 1,054 | 18,260 | | GREEN TOWNSHIP | 1,696 | 24,769 |
| | LEE TOWNSHIP | 958 | 19,147 | | JEFFERSON TOWNSHIP | 1,025 | 15,950 |
| | LOUDON TOWNSHIP | 912 | 14,013 | | LIBERTY TOWNSHIP | 822 | 15,082 |
| | MONROE TOWNSHIP | 1,251 | 18,484 | | MARTON TOWNSHIP | 3,983 | 57,709 |
| | ORANGE TOWNSHIP | 913 | 15,288 | | RICHLAND TOWNSHIP | 2,537 | 39,588 |
| | PEPPY TOWNSHIP | 762 | 13,324 | | UNION TOWNSHIP | 6,363 | 103,512 |
| | ROSE TOWNSHIP | 999 | 14,781 | | VERNON TOWNSHIP | 1,314 | 20,007 |
| | UNION TOWNSHIP | 432 | 6,617 | | WASHINGTON TOWNSHIP | 883 | 13,131 |
| | WASHINGTON TOWNSHIP | 589 | 9,241 | | WAYNE TOWNSHIP | 719 | 13,214 |
| | * COUNTY TOTAL * | 60,386 | 1,012,331 | | WILSON TOWNSHIP | 688 | 8,856 |
| 011 | CHAMPAIGN COUNTY | 46,516 | 655,786 | | * COUNTY TOTAL * | 101,493 | 1,527,356 |
| | CHRISTIANSBURG VILLAGE | 707 | 12,553 | 015 | COLUMBIANA COUNTY | 100,328 | 1,685,343 |
| | MECHANICSBURG VILLAGE | 3,750 | 45,840 | | COLUMBIANA VILLAGE | 13,638 | 244,800 |
| | MUTUAL VILLAGE | 142 | 2,330 | | EAST LIVERPOOL CITY | 74,831 | 1,137,338 |
| | NORTH LEWISBURG VILLAGE | 679 | 10,651 | | EAST PALESTINE CITY | 12,448 | 114,659 |
| | ST PAULS VILLAGE | 3,934 | 45,415 | | HANOVERTON VILLAGE | 382 | 7,573 |
| | URBANA CITY | 32,596 | 528,216 | | LEETONIA VILLAGE | 4,783 | 76,510 |
| | WOODSTOCK VILLAGE | 226 | 3,540 | | LISBON VILLAGE | 3,731 | 60,396 |
| | ADAMS TOWNSHIP | 882 | 16,813 | | NEW WATERFORD VILLAGE | 1,718 | 22,488 |
| | CONCORD TOWNSHIP | 634 | 9,889 | | ROGERS VILLAGE | 246 | 4,251 |

OFFICE OF REVENUE SHARING

REVENUE SHARING DISBURSEMENTS

| COUNTY CODE | NAME | QUARTERLY PAYMENT | ALL PAYMENTS TO DATE | COUNTY CODE | NAME | QUARTERLY PAYMENT | ALL PAYMENTS TO DATE |
|-------------|-------------------------|-------------------|----------------------|-------------|--------------------------|-------------------|----------------------|
| | SALEM CITY | 53,985 | 833,215 | | CLEVELAND HGHTS CITY | 69,555 | 1,252,755 |
| | SALENEVILLE VILLAGE | 1,386 | 31,984 | | CUYAHOGA HGHTS VILLAGE | 4,795 | 73,343 |
| | SMITHVILLE VILLAGE | 634 | 5,660 | | EAST CLEVELAND CITY | 78,531 | 1,222,752 |
| | WASHINGTONVILLE VILLAGE | 2,839 | 30,043 | | EUCLED CITY | 211,296 | 3,087,203 |
| | WELLSVILLE CITY | 18,698 | 198,811 | | FAIRVIEW PARK CITY | 26,962 | 390,501 |
| | BUTLER TOWNSHIP | 2,990 | 39,540 | | GARFIELD HGHTS CITY | 53,698 | 971,182 |
| | CENTER TOWNSHIP | 5,262 | 79,169 | | GATES MILLS VILLAGE | 1,962 | 30,111 |
| | ELKHON TOWNSHIP | 2,546 | 49,656 | | GLENWILLOW VILLAGE | 599 | 8,533 |
| | FAIRFIELD TOWNSHIP | 6,581 | 98,915 | | HIGHLAND HGHTS CITY | 11,274 | 162,094 |
| | FRANKLIN TOWNSHIP | 1,227 | 20,860 | | HUNTING VALLEY VILLAGE | 1,250 | 23,838 |
| | HANOVER TOWNSHIP | 2,244 | 39,321 | | INDEPENDENCE CITY | 20,229 | 285,119 |
| | KNOX TOWNSHIP | 3,407 | 55,485 | | LAKEWOOD CITY | 92,236 | 1,604,778 |
| | LIVERPOOL TOWNSHIP | 613 | 99,201 | | LINDALE VILLAGE | 531 | 4,250 |
| | MADISON TOWNSHIP | 2,082 | 32,086 | | LYNDHURST CITY | 20,907 | 320,712 |
| | MIDDLETON TOWNSHIP | 2,088 | 33,668 | | MAYFIELD VILLAGE | 81,918 | 1,382,289 |
| | PEARMY TOWNSHIP | 14,564 | 225,719 | | MAYFIELD HGHTS CITY | 3,149 | 50,550 |
| | ST CLAIR TOWNSHIP | 5,904 | 93,381 | | MIDDLEBURG HGTS CITY | 35,698 | 486,240 |
| | SALEM TOWNSHIP | 4,358 | 65,120 | | MORELAND HILLS VILLAGE | 22,959 | 281,857 |
| | UNITY TOWNSHIP | 7,573 | 118,271 | | NEWBURGH HEIGHTS VILLAGE | 2,433 | 37,370 |
| | WASHINGTON TOWNSHIP | 2,026 | 31,954 | | NORTH OLMSTED CITY | 3,843 | 73,705 |
| | WAYNE TOWNSHIP | 467 | 8,541 | | NORTH RANDALL VILLAGE | 51,585 | 780,245 |
| | WEST TOWNSHIP | 2,219 | 43,685 | | NORTH ROYALTON CITY | 4,001 | 57,139 |
| | YELLOW CREEK TOWNSHIP | 1,437 | 24,757 | | OAKWOOD VILLAGE | 20,080 | 263,938 |
| | * COUNTY TOTAL * | 357,235 | 5,612,400 | | OLMSTED FALLS VILLAGE | 6,701 | 112,034 |
| 016 | COSHOCTON COUNTY | 77,332 | 1,256,884 | | ORANGE VILLAGE | 6,379 | 89,972 |
| | CONESVILLE VILLAGE | 377 | 6,588 | | PARMA CITY | 2,499 | 29,013 |
| | COSHOCTON CITY | 20,372 | 432,456 | | PARMA HGHTS CITY | 167,164 | 2,703,736 |
| | NELLIE VILLAGE | 115 | 2,186 | | PEPPER PIKE CITY | 32,643 | 531,313 |
| | PLAINFIELD VILLAGE | 153 | 2,324 | | RICHMOND HGHTS CITY | 4,358 | 67,900 |
| | WARSAW VILLAGE | 758 | 11,488 | | ROCKY RIVER CITY | 11,531 | 195,643 |
| | WEST LAFAYETTE VILLAGE | 3,838 | 45,251 | | SEVEN HILLS CITY | 24,629 | 369,661 |
| | ADAMS TOWNSHIP | 452 | 9,245 | | SHAKER HGHTS CITY | 10,874 | 161,996 |
| | HEDFORD TOWNSHIP | 289 | 4,371 | | SOLON CITY | 33,112 | 469,192 |
| | RETHELEM TOWNSHIP | 671 | 10,132 | | SOUTH EUCLED CITY | 39,183 | 576,133 |
| | CLARK TOWNSHIP | 491 | 11,956 | | STRONGSVILLE CITY | 37,464 | 569,851 |
| | CHAMFORD TOWNSHIP | 914 | 19,028 | | UNIVERSITY HGTS CITY | 28,005 | 418,349 |
| | FRANKLIN TOWNSHIP | 4,832 | 69,159 | | VALLEY VIEW VILLAGE | 19,543 | 289,837 |
| | JACKSON TOWNSHIP | 883 | 23,817 | | WALTON HILLS VILLAGE | 8,486 | 130,479 |
| | JEFFERSON TOWNSHIP | 1,054 | 15,927 | | WARRENSVILLE HGTS CITY | 16,208 | 233,852 |
| | KEENE TOWNSHIP | 889 | 14,433 | | WESTLAKE CITY | 37,505 | 564,005 |
| | LAFAYETTE TOWNSHIP | 2,914 | 41,625 | | WOODMERE VILLAGE | 28,064 | 415,522 |
| | LINTON TOWNSHIP | 555 | 8,388 | | WOODMERE VILLAGE | 2,855 | 29,368 |
| | HILL CREEK TOWNSHIP | 364 | 6,152 | | CHAGRIN FALLS TOWNSHIP | 209 | 6,831 |
| | HOE TOWNSHIP | 255 | 3,862 | | OLMSTED TOWNSHIP | 5,205 | 81,937 |
| | CASTLE TOWNSHIP | 350 | 5,308 | | RIVEREDGE TOWNSHIP | 482 | 7,884 |
| | JORD TOWNSHIP | 1,050 | 15,977 | | WARRENSVILLE TOWNSHIP | 1,780 | 27,343 |
| | LARRY TOWNSHIP | 272 | 4,115 | | * COUNTY TOTAL * | 8,073,687 | 130,794,612 |
| | PIKE TOWNSHIP | 284 | 4,274 | | | | |
| | TIVERTON TOWNSHIP | 252 | 3,813 | | | | |
| | TUSCAWAS TOWNSHIP | NO PAY DUE | 123,399 | 019 | DARKE COUNTY | 43,630 | 695,328 |
| | VIRGINIA TOWNSHIP | 424 | 7,113 | | ANSONIA VILLAGE | 1,272 | 16,303 |
| | WASHINGTON TOWNSHIP | 385 | 5,821 | | ARCANUM VILLAGE | 2,970 | 39,939 |
| | WHITE EYES TOWNSHIP | 728 | 10,996 | | CASTINE VILLAGE | 130 | 1,919 |
| | * COUNTY TOTAL * | 121,253 | 2,176,088 | | GETTYSBURG VILLAGE | 458 | 7,376 |
| | | | | | GORDON VILLAGE | 197 | 3,166 |
| 017 | CRAWFORD COUNTY | 37,607 | 773,036 | | GREENVILLE CITY | 26,294 | 458,788 |
| | BUCYRUS CITY | 41,186 | 734,749 | | HOLLANSBURG VILLAGE | 309 | 5,883 |
| | CHATFIELD VILLAGE | 237 | 3,676 | | ITHACA VILLAGE | 138 | 3,247 |
| | CRESTLINE CITY | 12,225 | 185,862 | | NEW MADISON VILLAGE | 1,935 | 24,391 |
| | GALION CITY | 48,158 | 734,104 | | NEW WESTON CORP | 148 | 2,662 |
| | NEW WASHINGTON VILLAGE | 1,735 | 42,052 | | NORTH STAR VILLAGE | 251 | 5,187 |
| | NORTH ROBINSON VILLAGE | 223 | 3,491 | | OSGOOD VILLAGE | 245 | 3,679 |
| | TIRO VILLAGE | 250 | 3,908 | | PALESTINE VILLAGE | 209 | 5,688 |
| | AUBURN TOWNSHIP | 847 | 13,099 | | PITTSBURG VILLAGE | 393 | 9,142 |
| | BUCYRUS TOWNSHIP | 8,718 | 109,744 | | ROSSBURG VILLAGE | 571 | 10,459 |
| | CHATFIELD TOWNSHIP | 876 | 20,112 | | UNION CITY VILLAGE | 3,634 | 90,264 |
| | CRANBERRY TOWNSHIP | 1,574 | 25,106 | | VERSAILLES VILLAGE | 2,143 | 31,323 |
| | DALLAS TOWNSHIP | 386 | 8,895 | | YORKSHIRE VILLAGE | 131 | 2,513 |
| | HOLMES TOWNSHIP | 2,069 | 31,624 | | ADAMS TOWNSHIP | 2,589 | 38,603 |
| | JACKSON TOWNSHIP | 3,874 | 65,524 | | ALLEN TOWNSHIP | 1,292 | 19,329 |
| | JEFFERSON TOWNSHIP | 1,270 | 19,416 | | BROWN TOWNSHIP | 1,666 | 24,670 |
| | LIBERTY TOWNSHIP | 1,376 | 19,174 | | BUTLER TOWNSHIP | 1,401 | 20,735 |
| | LYKENS TOWNSHIP | 603 | 11,866 | | FRANKLIN TOWNSHIP | 1,083 | 16,433 |
| | POLK TOWNSHIP | 1,984 | 32,610 | | GREENVILLE TOWNSHIP | 11,190 | 175,198 |
| | SANDUSKY TOWNSHIP | 352 | 5,477 | | HARRISON TOWNSHIP | 1,873 | 28,080 |
| | TEXAS TOWNSHIP | 328 | 5,100 | | JACKSON TOWNSHIP | 2,695 | 38,421 |
| | TOD TOWNSHIP | 578 | 9,711 | | LIBERTY TOWNSHIP | 1,186 | 24,625 |
| | VERNON TOWNSHIP | 595 | 9,788 | | MISSISSINAWA TOWNSHIP | 721 | 12,625 |
| | WHEATSTONE TOWNSHIP | 4,242 | 64,759 | | MONROE TOWNSHIP | 1,374 | 20,767 |
| | * COUNTY TOTAL * | 171,293 | 2,940,883 | | NEAVE TOWNSHIP | 1,094 | 16,637 |
| | | | | | PATTERSON TOWNSHIP | 1,312 | 19,041 |
| 018 | CUYAHOGA COUNTY | 2,444,011 | 40,670,680 | | RICHLAND TOWNSHIP | 733 | 25,545 |
| | DAY VILLAGE CITY | 18,097 | 265,390 | | TWIN TOWNSHIP | 3,054 | 45,336 |
| | REACHWOOD CITY | 10,328 | 134,553 | | VAN BUREN TOWNSHIP | 1,094 | 17,312 |
| | BEDFORD CITY | 43,641 | 697,638 | | WABASH TOWNSHIP | 869 | 13,018 |
| | BEDFORD HEIGHTS CITY | 45,442 | 777,107 | | WASHINGTON TOWNSHIP | 897 | 13,656 |
| | BENTLEYVILLE VILLAGE | REPORT | 2,922 | | WAYNE TOWNSHIP | 3,030 | 47,148 |
| | BEREA CITY | 32,322 | 590,554 | | YORK TOWNSHIP | 532 | 9,614 |
| | BRATENAHV VILLAGE | 1,359 | 20,509 | | * COUNTY TOTAL * | 124,743 | 2,044,051 |
| | BRICKSVILLE CITY | 9,997 | 153,865 | | | | |
| | VIEW HGTS CITY | 12,541 | 164,431 | 020 | DEFIANCE COUNTY | 45,607 | 799,388 |
| | YN CITY | 41,743 | 654,565 | | DEFIANCE CITY | 73,860 | 998,199 |
| | YN HGHTS VILLAGE | 9,108 | 127,942 | | HICKSVILLE VILLAGE | 10,031 | 114,978 |
| | PARK CITY | 135,128 | 1,987,419 | | NEY VILLAGE | 309 | 4,777 |
| | CHURCHIN FALLS VILLAGE | 6,705 | 121,427 | | SHERWOOD VILLAGE | 718 | 20,972 |
| | CLEVELAND CITY | 3,918,875 | 63,469,245 | | ADAMS TOWNSHIP | 1,009 | 20,945 |
| | | | | | DEFIANCE TOWNSHIP | 6,881 | 108,967 |
| | | | | | DELAWARE TOWNSHIP | 1,503 | 23,986 |

REVENUE SHARING DISBURSEMENTS

| COUNTY | NAME | QUARTERLY PAYMENT | ALL PAYMENTS TO DATE | COUNTY CODE | NAME | QUARTERLY PAYMENT | ALL PAYMENTS TO DATE |
|--------|------------------------|----------------------|-------------------------|----------------|--------------------------|----------------------|-------------------------|
| | AMER TOWNSHIP | 723 | 18,475 | | JASPER TOWNSHIP | 1,157 | 43,372 |
| | CKSVILLE TOWNSHIP | 3,851 | 58,780 | | JEFFERSON TOWNSHIP | 3,302 | 41,473 |
| | HIGHLAND TOWNSHIP | 1,813 | 28,952 | | MADISON TOWNSHIP | 787 | 14,383 |
| | MARK TOWNSHIP | 1,168 | 22,983 | | MARION TOWNSHIP | 557 | 9,909 |
| | MILFORD TOWNSHIP | 635 | 10,502 | | PAINT TOWNSHIP | 1,431 | 21,816 |
| | NORLE TOWNSHIP | 1,837 | 28,289 | | PERRY TOWNSHIP | 755 | 11,078 |
| | RICHLAND TOWNSHIP | 5,094 | 64,396 | | UNION TOWNSHIP | 3,873 | 59,862 |
| | TIFFIN TOWNSHIP | 1,461 | 25,429 | | WAYNE TOWNSHIP | 1,066 | 15,688 |
| | WASHINGTON TOWNSHIP | 1,259 | 19,073 | | * COUNTY TOTAL * | 88,139 | 1,282,962 |
| | * COUNTY TOTAL * | 157,759 | 2,371,091 | | | | |
| 021 | DELAWARE COUNTY | 63,576 | 728,373 | 025 | FRANKLIN COUNTY | 910,757 | 14,959,726 |
| | ASHLEY VILLAGE | 940 | 16,820 | | BEXLEY CITY | 12,161 | 189,144 |
| | DELAWARE CITY | 39,007 | 620,524 | | CANAL WINCHESTER VILLAGE | 2,000 | 30,449 |
| | GALENA VILLAGE | 300 | 5,512 | | COLUMBUS CITY | 2,275,352 | 33,065,078 |
| | OSTRANDER VILLAGE | 329 | 5,714 | | DARRYDALE VILLAGE | 614 | 10,404 |
| | POWELL VILLAGE | 308 | 5,316 | | DURLIN VILLAGE | 4,077 | 36,345 |
| | SHAWNEE HILLS VILLAGE | 351 | 7,796 | | GAMANNA CITY | 14,273 | 194,764 |
| | SUNBURY VILLAGE | 1,500 | 26,373 | | GRANDVIEW HGTS CITY | 19,502 | 300,382 |
| | BERKSHIRE TOWNSHIP | NO PAY DUE | 30,621 | | GROVE CITY | 16,921 | 213,182 |
| | BERLIN TOWNSHIP | 1,161 | 17,866 | | GROVEPORT VILLAGE | 2,215 | 32,010 |
| | BROWN TOWNSHIP | 938 | 15,675 | | HARRISBURG VILLAGE | 450 | 7,251 |
| | CONCORD TOWNSHIP | 3,461 | 48,729 | | HILLIARD CITY | 9,168 | 112,759 |
| | DELAWARE TOWNSHIP | 7,473 | 113,564 | | LOCKBOURNE VILLAGE | 346 | 5,315 |
| | GENOA TOWNSHIP | 3,178 | 41,072 | | MARBLE CLIFF VILLAGE | 595 | 11,228 |
| | HAPLEM TOWNSHIP | 1,257 | 19,327 | | MINERVA PARK VILLAGE | 1,167 | 17,783 |
| | KINGSTON TOWNSHIP | 821 | 8,457 | | NEW ALBANY VILLAGE | 424 | 6,498 |
| | LIBERTY TOWNSHIP | 2,464 | 35,333 | | NEW ROME VILLAGE | 89 | 1,332 |
| | MARLBORO TOWNSHIP | 180 | 3,427 | | OBETZ VILLAGE | 2,313 | 31,997 |
| | ORANGE TOWNSHIP | 1,630 | 35,988 | | REYNOLDSBURG CITY | 12,680 | 184,959 |
| | OXFORD TOWNSHIP | 256 | 18,513 | | RIVERLEA VILLAGE | 459 | 7,061 |
| | PORTER TOWNSHIP | 612 | 17,469 | | UPPER ARLINGTON CITY | 30,923 | 487,276 |
| | RAJNOR TOWNSHIP | 796 | 13,147 | | URBANCREST VILLAGE | REPORT | 9,653 |
| | SCIOTO TOWNSHIP | 2,071 | 41,439 | | VALLEY VIEW VILLAGE | 390 | 12,459 |
| | THOMPSON TOWNSHIP | 415 | 6,495 | | WESTERVILLE CITY | 17,984 | 199,197 |
| | TRENTON TOWNSHIP | 997 | 16,355 | | WESTERVILLE CITY | 61,649 | 779,333 |
| | THOY TOWNSHIP | 847 | 13,220 | | WHITEHALL CITY | 26,127 | 275,172 |
| | * COUNTY TOTAL * | 134,868 | 1,913,125 | | WORTHINGTON CITY | 188 | 2,888 |
| | | | | | BRICE VILLAGE | ORS MOLO | 4,277 |
| | | | | | RUSSIA VILLAGE | 593 | 200,680 |
| | | | | | BLENDOON TOWNSHIP | 902 | 13,750 |
| | | | | | BROWN TOWNSHIP | 17,149 | 195,147 |
| | | | | | CLINTON TOWNSHIP | 16,888 | 325,033 |
| | | | | | FRANKLIN TOWNSHIP | 9,946 | 159,395 |
| | | | | | HAMILTON TOWNSHIP | 18,755 | 262,155 |
| | | | | | JACKSON TOWNSHIP | 3,627 | 56,355 |
| | | | | | JEFFERSON TOWNSHIP | 16,177 | 223,267 |
| | | | | | MADISON TOWNSHIP | 19,061 | 279,257 |
| | | | | | MIFFLIN TOWNSHIP | 11,786 | 172,829 |
| | | | | | NORWICH TOWNSHIP | 5,624 | 85,746 |
| | | | | | PERRY TOWNSHIP | 3,360 | 45,530 |
| | | | | | PLAIN TOWNSHIP | 4,021 | 54,715 |
| | | | | | PLEASANT TOWNSHIP | 14,352 | 203,030 |
| | | | | | PRAIRIE TOWNSHIP | 15,823 | 255,148 |
| | | | | | SHARON TOWNSHIP | 14,104 | 203,010 |
| | | | | | TRURO TOWNSHIP | 2,597 | 41,660 |
| | | | | | WASHINGTON TOWNSHIP | 3,597,631 | 53,966,629 |
| | | | | | * COUNTY TOTAL * | | |
| 022 | ERIE COUNTY | 57,067 | 1,037,982 | 026 | FULTON COUNTY | 66,706 | 830,193 |
| | RAYVIEW VILLAGE | 790 | 14,466 | | ARCHBOLD VILLAGE | 18,909 | 281,762 |
| | BERLIN HGHTS VILLAGE | 675 | 16,139 | | DELTA VILLAGE | 9,311 | 156,189 |
| | CASTALIA VILLAGE | 1,406 | 18,645 | | FAYETTE VILLAGE | 7,885 | 110,434 |
| | MURON CITY | 13,412 | 231,004 | | LYONS VILLAGE | 540 | 8,644 |
| | KELLEYS ISLAND VILLAGE | 703 | 15,035 | | METAMORA VILLAGE | 617 | 9,549 |
| | MILAN VILLAGE | 2,038 | 48,915 | | SWANTON VILLAGE | 7,483 | 139,757 |
| | SANDUSKY CITY | 136,702 | 2,110,859 | | WAUSEON VILLAGE | 20,620 | 301,731 |
| | VERMILION CITY | 20,793 | 353,663 | | AMROY TOWNSHIP | 1,410 | 25,509 |
| | BERLIN TOWNSHIP | 2,447 | 44,089 | | CHESTERFIELD TOWNSHIP | 844 | 15,822 |
| | FLORENCE TOWNSHIP | 1,271 | 21,896 | | CLINTON TOWNSHIP | 5,754 | 86,993 |
| | GROTON TOWNSHIP | 934 | 16,362 | | DOVER TOWNSHIP | 996 | 14,188 |
| | MURON TOWNSHIP | 7,257 | 109,796 | | FRANKLIN TOWNSHIP | 904 | 18,855 |
| | MARGARETTA TOWNSHIP | 5,737 | 79,345 | | FULTON TOWNSHIP | 2,606 | 37,085 |
| | MILAN TOWNSHIP | 3,060 | 44,943 | | GERMAN TOWNSHIP | 4,427 | 69,627 |
| | OXFORD TOWNSHIP | 897 | 16,913 | | GORHAM TOWNSHIP | 1,932 | 28,284 |
| | PERKINS TOWNSHIP | 11,910 | 217,872 | | PIKE TOWNSHIP | 1,247 | 23,193 |
| | VERMILION TOWNSHIP | 7,182 | 107,585 | | ROYALTON TOWNSHIP | 1,266 | 19,153 |
| | * COUNTY TOTAL * | 274,281 | 4,505,509 | | SWAN CREEK TOWNSHIP | 4,818 | 67,843 |
| | | | | | YORK TOWNSHIP | 3,083 | 46,992 |
| | | | | | * COUNTY TOTAL * | 161,358 | 2,291,803 |
| 023 | FAIRFIELD COUNTY | 114,960 | 1,476,363 | 027 | GALLIA COUNTY | 49,710 | 861,149 |
| | AMANDA VILLAGE | 1,845 | 32,911 | | CENTERVILLE VILLAGE | 99 | 1,623 |
| | BALTIMORE VILLAGE | 6,109 | 109,038 | | CHESHIRE VILLAGE | 720 | 11,137 |
| | BREMEN VILLAGE | 1,165 | 17,890 | | CROWN CITY VILLAGE | 322 | 4,745 |
| | CAPMOLL VILLAGE | 1,184 | 13,098 | | GALLIPOLIS CITY | 5,982 | 112,387 |
| | LANCASTER CITY | 91,661 | 1,460,403 | | RIO GRANDE VILLAGE | 707 | 10,413 |
| | LITHOPOLIS VILLAGE | 613 | 9,100 | | VINTON VILLAGE | 304 | 13,026 |
| | MILLERSPORT VILLAGE | 1,530 | 16,588 | | ADDITION TOWNSHIP | 3,911 | 72,485 |
| | PLEASANTVILLE VILLAGE | 658 | 9,655 | | CHESHIRE TOWNSHIP | 1,120 | 17,560 |
| | PICKERINGTON VILLAGE | 2,838 | 15,607 | | CLAY TOWNSHIP | 922 | 13,604 |
| | RUSHVILLE VILLAGE | 252 | 3,700 | | GALLIPOLIS TOWNSHIP | 3,762 | 70,350 |
| | SUGAR GROVE VILLAGE | 1,122 | 8,144 | | GREEN TOWNSHIP | 2,700 | 34,597 |
| | THURSTON VILLAGE | 371 | 5,722 | | GREENFIELD TOWNSHIP | 388 | 5,817 |
| | WEST RUSHVILLE VILLAGE | 163 | 2,457 | | CUYAN TOWNSHIP | 902 | 13,291 |
| | STOUTSVILLE VILLAGE | 951 | 8,926 | | HARRISON TOWNSHIP | 465 | 7,019 |
| | AMANDA TOWNSHIP | 1,846 | 32,315 | | HUNTINGTON TOWNSHIP | 1,005 | 13,857 |
| | HERNE TOWNSHIP | 3,631 | 56,688 | | MORGAN TOWNSHIP | 701 | 10,313 |
| | BLOOM TOWNSHIP | 2,971 | 46,240 | | OHIO TOWNSHIP | 798 | 10,390 |
| | CLEAR CREEK TOWNSHIP | 1,825 | 28,257 | | | | |
| | GWFENFIELD TOWNSHIP | 2,491 | 38,706 | | | | |
| | HOCKING TOWNSHIP | 2,560 | 40,992 | | | | |
| | LITERITY TOWNSHIP | 4,106 | 57,200 | | | | |
| | MADISON TOWNSHIP | 645 | 9,603 | | | | |
| | PLEASANT TOWNSHIP | 3,769 | 55,406 | | | | |
| | RICHLAND TOWNSHIP | 1,114 | 16,342 | | | | |
| | WUSH CREEK TOWNSHIP | 2,334 | 34,100 | | | | |
| | VIOLET TOWNSHIP | 3,819 | 54,147 | | | | |
| | WALNUT TOWNSHIP | 4,730 | 63,851 | | | | |
| | * COUNTY TOTAL * | 261,263 | 3,726,489 | | | | |
| 024 | FAYETTE COUNTY | 52,740 | 685,888 | | | | |
| | BLUOMINGHURG VILLAGE | 1,391 | 24,959 | | | | |
| | JEFFERSONVILLE VILLAGE | 1,842 | 21,169 | | | | |
| | MILLEGEVILLE VILLAGE | 783 | 2,892 | | | | |
| | OCTA VILLAGE | 165 | 1,473 | | | | |
| | WASHINGTON CITY | 17,202 | 312,422 | | | | |
| | CONCORD TOWNSHIP | 729 | 11,090 | | | | |
| | GREEN TOWNSHIP | 359 | 5,489 | | | | |

OFFICE OF REVENUE SHARING
REVENUE SHARING DISBURSEMENTS

| COUNTY CODE | NAME | QUARTERLY PAYMENT | ALL PAYMENTS TO DATE | COUNTY CODE | NAME | QUARTERLY PAYMENT | ALL PAYMENTS TO DATE |
|---------------------|--------------------------|-------------------|----------------------|--------------------|-------------------------|-------------------|----------------------|
| | PERRY TOWNSHIP | | | | EVENDALE VILLAGE | | |
| | MACCOON TOWNSHIP | 613 | 10,115 | | FAIRFAX VILLAGE | 12,394 | 182,454 |
| | WINGFIELD TOWNSHIP | 1,346 | 19,806 | | GLENDAL VILLAGE | 8,599 | 193,402 |
| | NUT TOWNSHIP | 1,659 | 22,366 | | GOLF MANOR VILLAGE | 2,026 | 87,856 |
| | COUNTY TOTAL * | 661 | 10,913 | | GREENHILLS CITY | 5,635 | 104,971 |
| | | 78,797 | 1,346,972 | | HARRISON VILLAGE | 7,978 | 104,051 |
| 028 GEauga COUNTY | | | | | INDIAN HILL VILLAGE | 3,829 | 63,997 |
| | AGUILLA VILLAGE | 90,655 | 1,098,216 | | LINCOLN HIGHTS CITY | 4,538 | 71,179 |
| | HUTTON VILLAGE | 324 | 6,353 | | LOCKLAND CITY | 13,928 | 208,531 |
| | CHAMDOON VILLAGE | 3,006 | 39,272 | | MADEIRA CITY | 26,012 | 455,222 |
| | MIDDLEFIELD VILLAGE | 16,200 | 197,445 | | MARIEMONT VILLAGE | 8,718 | 136,171 |
| | SOUTH RUSSELL VILLAGE | 7,755 | 122,156 | | MONTGOMERY CITY | 4,401 | 85,241 |
| | AUBURN TOWNSHIP | 2,382 | 36,627 | | MOUNT HEALTHY CITY | 5,840 | 78,183 |
| | BAINSWIDGE TOWNSHIP | 1,279 | 20,002 | | NEWTOWN VILLAGE | 8,840 | 128,840 |
| | BURTON TOWNSHIP | 11,561 | 143,248 | | NORTH BEND VILLAGE | 1,816 | 37,806 |
| | CHAMDOON TOWNSHIP | 3,074 | 45,690 | | NORTH COLLEGE HILL CITY | 599 | 11,131 |
| | CHESTER TOWNSHIP | 6,136 | 91,459 | | NORWOOD CITY | 14,511 | 238,010 |
| | CLARIDON TOWNSHIP | 9,251 | 145,445 | | READING CITY | 162,519 | 2,407,256 |
| | HAMBDEN TOWNSHIP | 2,098 | 31,894 | | ST BERNARD CITY | 45,486 | 624,476 |
| | MUNTSBURG TOWNSHIP | 2,148 | 34,771 | | SHARONVILLE CITY | 33,143 | 552,234 |
| | MIDDLEFIELD TWP | 1,464 | 22,647 | | SILVERTON CITY | 42,595 | 667,791 |
| | MONTVILLE TOWNSHIP | 3,802 | 68,439 | | TERRACE PARK VILLAGE | 7,630 | 110,395 |
| | MUNSON TOWNSHIP | 1,132 | 17,908 | | WOODLAWN VILLAGE | 1,863 | 28,673 |
| | NEWBURY TOWNSHIP | 3,205 | 50,919 | | WYOMING CITY | 19,003 | 297,111 |
| | PARKMAN TOWNSHIP | 4,387 | 56,675 | | LOVELAND CITY | 7,014 | 113,630 |
| | RUSSELL TOWNSHIP | 1,799 | 36,964 | | SPRINGDALE CITY | 10,811 | 176,971 |
| | THOMPSON TOWNSHIP | 6,569 | 94,498 | | FOREST PARK CITY | 47,670 | 591,214 |
| | TROY TOWNSHIP | 2,420 | 42,240 | | ANDERSON TOWNSHIP | 12,896 | 200,512 |
| * COUNTY TOTAL * | | 181,979 | 2,432,693 | | COLERAIN TOWNSHIP | 23,693 | 345,792 |
| 029 GREENE COUNTY | | | | | COLUMBIA TOWNSHIP | 44,140 | 651,040 |
| | BELLBROOK CITY | 132,126 | 1,881,456 | | CROSBY TOWNSHIP | REPORT | 224,688 |
| | BOWERSVILLE VILLAGE | 4,472 | 75,573 | | DELMH TOWNSHIP | 1,955 | 23,661 |
| | CEDARVILLE VILLAGE | 276 | 4,475 | | GREEN TOWNSHIP | 22,919 | 331,641 |
| | CLIFTON VILLAGE | 2,700 | 47,558 | | HARRISON TOWNSHIP | 39,641 | 627,422 |
| | FATHBORN CITY | 168 | 2,174 | | MIAMI TOWNSHIP | 4,352 | 57,754 |
| | JAMESTOWN VILLAGE | 37,765 | 603,977 | | SPRINGFIELD TOWNSHIP | 7,574 | 114,822 |
| | SPRING VALLEY VILLAGE | 1,647 | 30,242 | | SYCAMORE TOWNSHIP | 18,013 | 709,330 |
| | XENIA CITY | 519 | 8,351 | | SYMMES TOWNSHIP | 24,304 | 385,701 |
| | YELLOW SPRINGS VILLAGE | 56,711 | 846,859 | | WHITEWATER TOWNSHIP | 6,950 | 110,235 |
| | BATH TOWNSHIP | 8,417 | 135,904 | * COUNTY TOTAL * | | 2,769 | 50,225 |
| | BEAVER CREEK TOWNSHIP | 23,065 | 295,536 | | | 4,726,671 | 76,516,731 |
| | CAESAR CREEK TOWNSHIP | 27,297 | 352,403 | 032 HANCOCK COUNTY | | | |
| | CEDARVILLE TOWNSHIP | 836 | 13,418 | | ARCADIA VILLAGE | 80,386 | 944,114 |
| | JEFFERSON TOWNSHIP | 2,612 | 41,921 | | ARLINGTON VILLAGE | 566 | 8,718 |
| | TOWNSHIP | 914 | 18,563 | | BENTON RIDGE VILLAGE | 862 | 13,446 |
| | ASPER TOWNSHIP | 4,583 | 73,323 | | FINOLAY CITY | 373 | 4,471 |
| | TOWNSHIP | 846 | 15,301 | | JENERA VILLAGE | 123,890 | 1,731,315 |
| | ER CREEK TOWNSHIP | 721 | 14,460 | | MC COMB VILLAGE | 348 | 3,918 |
| | SPRING VALLEY TOWNSHIP | 2,269 | 44,433 | | MOUNT BLANCHARD VILLAGE | 5,407 | 53,706 |
| | SUGAR CREEK TOWNSHIP | 1,665 | 28,781 | | MOUNT CORY VILLAGE | 389 | 7,322 |
| | XENIA TOWNSHIP | 6,642 | 104,232 | | RAWSON VILLAGE | 247 | 4,027 |
| * COUNTY TOTAL * | | 322,476 | 4,738,213 | | VAN BUREN VILLAGE | 383 | 5,897 |
| 030 GUERNSEY COUNTY | | | | | VANLUE VILLAGE | 261 | 4,033 |
| | BYESVILLE VILLAGE | 58,691 | 953,791 | | ALLEN TOWNSHIP | 956 | 15,488 |
| | CAMBRIDGE CITY | 10,891 | 135,273 | | AMANDA TOWNSHIP | 1,184 | 18,295 |
| | CUMBERLAND VILLAGE | 63,727 | 994,879 | | BIGLICK TOWNSHIP | 756 | 11,649 |
| | FAIRVIEW VILLAGE | 395 | 6,286 | | BLANCHARD TOWNSHIP | 691 | 10,631 |
| | KIMBOLTON VILLAGE | 94 | 1,638 | | CASS TOWNSHIP | 792 | 12,185 |
| | LORE CITY VILLAGE | 211 | 3,149 | | DELAWARE TOWNSHIP | 587 | 9,102 |
| | PLEASANT CITY VILLAGE | 369 | 5,192 | | EAGLE TOWNSHIP | 1,208 | 15,350 |
| | QUAKER CITY VILLAGE | 597 | 8,142 | | JACKSON TOWNSHIP | 811 | 12,486 |
| | SALESVILLE VILLAGE | 965 | 18,751 | | LIBERTY TOWNSHIP | 725 | 11,170 |
| | SENECAVILLE VILLAGE | 146 | 2,718 | | MADISON TOWNSHIP | 2,091 | 31,852 |
| | OLD WASHINGTON VILLAGE | 442 | 7,257 | | MARION TOWNSHIP | 1,396 | 21,668 |
| | ADAMS TOWNSHIP | 294 | 4,407 | | ORANGE TOWNSHIP | 1,943 | 28,352 |
| | CAMBRIDGE TOWNSHIP | 1,542 | 23,086 | | PLEASANT TOWNSHIP | 815 | 12,540 |
| | CENTER TOWNSHIP | 12,643 | 156,059 | | PORTAGE TOWNSHIP | 1,787 | 26,937 |
| | JACKSON TOWNSHIP | 1,239 | 17,470 | | UNION TOWNSHIP | 416 | 8,502 |
| | JEFFERSON TOWNSHIP | 3,623 | 53,155 | | VAN BUREN TOWNSHIP | 1,346 | 20,724 |
| | KNOX TOWNSHIP | 183 | 3,503 | | WASHINGTON TOWNSHIP | 754 | 12,108 |
| | LIBERTY TOWNSHIP | 424 | 6,044 | * COUNTY TOTAL * | | 6,680 | 38,550 |
| | LONDONDERRY TOWNSHIP | 773 | 12,177 | | | 238,050 | 3,098,556 |
| | MADISON TOWNSHIP | 520 | 18,600 | 033 HARDIN COUNTY | | | |
| | MILLWOOD TOWNSHIP | 788 | 12,568 | | ADA VILLAGE | 54,366 | 873,305 |
| | MONROE TOWNSHIP | 911 | 14,414 | | ALGER VILLAGE | 14,725 | 199,439 |
| | OXFORD TOWNSHIP | 371 | 7,931 | | DUNKIRK VILLAGE | 877 | 9,453 |
| | RICHLAND TOWNSHIP | 456 | 6,817 | | FOREST VILLAGE | 846 | 13,092 |
| | SPENCER TOWNSHIP | 1,425 | 18,791 | | KENTON CITY | 5,227 | 80,577 |
| | VALLEY TOWNSHIP | 775 | 11,595 | | MCGUFFEY VILLAGE | 27,312 | 389,608 |
| | WASHINGTON TOWNSHIP | 1,998 | 29,753 | | MOUNT VICTORY VILLAGE | 1,773 | 8,945 |
| | WESTLAND TOWNSHIP | 237 | 3,553 | | PATTERSON VILLAGE | 689 | 9,524 |
| | WHEELING TOWNSHIP | 1,955 | 25,387 | | RIDGEWAY VILLAGE | REPORT | 2,048 |
| | WILLS TOWNSHIP | 435 | 6,558 | | BLANCHARD TOWNSHIP | 319 | 5,186 |
| * COUNTY TOTAL * | | 946 | 14,115 | | BUCK TOWNSHIP | 1,290 | 19,813 |
| | | 168,066 | 2,583,056 | | CESSNA TOWNSHIP | 3,157 | 41,213 |
| 031 HAMILTON COUNTY | | | | | DUDLEY TOWNSHIP | 389 | 6,004 |
| | ADYSTON VILLAGE | 1,422,377 | 23,563,322 | | GOSHEN TOWNSHIP | 1,206 | 17,207 |
| | AMERLEY VILLAGE | 8,486 | 124,128 | | HALE TOWNSHIP | 516 | 11,231 |
| | ANLINGTON HIGHTS VILLAGE | 3,560 | 61,612 | | JACKSON TOWNSHIP | 1,210 | 18,279 |
| | BLUE ASH CITY | 5,787 | 79,571 | | LIBERTY TOWNSHIP | 1,787 | 27,332 |
| | CHESTER CITY | 28,338 | 331,116 | | LYNN TOWNSHIP | 8,048 | 104,332 |
| | CLINTON CITY | 18,726 | 268,757 | | MCDONALD TOWNSHIP | 501 | 7,584 |
| | COLUMBIA CITY | 2,486,293 | 40,004,773 | | MARION TOWNSHIP | 539 | 13,686 |
| | DUNBAR CITY | 2,671 | 54,700 | | PLEASANT TOWNSHIP | 2,143 | 32,700 |
| | ELMWOOD PLACE VILLAGE | 12,269 | 147,401 | | ROUNDHEAD TOWNSHIP | 6,704 | 100,851 |
| | | 21,560 | 291,732 | | TAYLOR CREEK TOWNSHIP | 959 | 13,484 |
| | | | | | WASHINGTON TOWNSHIP | 422 | 6,381 |
| | | | | | | 716 | 10,847 |

REVENUE SHARING DISBURSEMENTS

| COUNTY CODE | NAME | QUARTERLY PAYMENT | ALL PAYMENTS TO DATE | COUNTY CODE | NAME | QUARTERLY PAYMENT | ALL PAYMENTS TO DATE |
|------------------|------------------------|-------------------|----------------------|-------------|-------------------------|-------------------|----------------------|
| * COUNTY TOTAL * | | 135,721 | 2,022,121 | | | | |
| 034 | HARRISON COUNTY | 24,562 | 450,993 | 038 | HOLMES COUNTY | 45,928 | 634,259 |
| | ROWERSTON VILLAGE | 540 | 10,891 | | GLENMONT VILLAGE | 558 | 8,650 |
| | CADIZ VILLAGE | 2,525 | 53,205 | | HOLMESVILLE VILLAGE | 352 | 8,815 |
| | DEERSVILLE VILLAGE | 75 | 2,112 | | KILLSBUCK VILLAGE | 4,134 | 41,914 |
| | FRREPORT VILLAGE | 273 | 8,663 | | MILLERSBURG VILLAGE | 11,437 | 189,109 |
| | HARRISVILLE VILLAGE | 380 | 7,087 | | NASHVILLE VILLAGE | 545 | 13,051 |
| | HOPEDALE VILLAGE | 928 | 17,667 | | BERLIN TOWNSHIP | 4,032 | 64,087 |
| | JEWETT VILLAGE | 874 | 18,433 | | CLARK TOWNSHIP | 3,013 | 64,013 |
| | NEW ATHENS VILLAGE | 475 | 9,216 | | HARDY TOWNSHIP | 3,640 | 48,294 |
| | SCIO VILLAGE | 1,914 | 36,259 | | KILLBUCK TOWNSHIP | 1,453 | 24,223 |
| | ARCHER TOWNSHIP | 387 | 6,178 | | KNOX TOWNSHIP | 498 | 9,715 |
| | ATHENS TOWNSHIP | 482 | 36,506 | | MECHANIC TOWNSHIP | 2,254 | 32,272 |
| | CADIZ TOWNSHIP | 3,723 | 57,072 | | MONROE TOWNSHIP | 319 | 11,466 |
| | FRANKLIN TOWNSHIP | 459 | 9,997 | | PAINT TOWNSHIP | 2,861 | 43,691 |
| | FRREPORT TOWNSHIP | 54 | 23,205 | | PRAIRIE TOWNSHIP | 2,039 | 33,588 |
| | GERMAN TOWNSHIP | 803 | 21,638 | | RICHLAND TOWNSHIP | 683 | 11,122 |
| | GREEN TOWNSHIP | 1,576 | 25,687 | | RIPLEY TOWNSHIP | 1,730 | 19,714 |
| | MONROE TOWNSHIP | 1,614 | 20,862 | | SALT CREEK TOWNSHIP | 5,144 | 54,656 |
| | MOOREFIELD TOWNSHIP | 459 | 11,652 | | WALNUT CREEK TOWNSHIP | 1,551 | 27,309 |
| | NORTH TOWNSHIP | 1,514 | 23,643 | | WASHINGTON TOWNSHIP | 916 | 17,072 |
| | NOTTINGHAM TOWNSHIP | 135 | 6,024 | | * COUNTY TOTAL * | 93,101 | 1,357,020 |
| | RUMLEY TOWNSHIP | 1,239 | 19,029 | 039 | HURON COUNTY | 56,684 | 922,581 |
| | SHORT CREEK TOWNSHIP | 1,512 | 26,235 | | BELLEVUE CITY | 31,201 | 504,272 |
| | STOCK TOWNSHIP | 706 | 11,696 | | GREENWICH VILLAGE | 852 | 38,237 |
| | WASHINGTON TOWNSHIP | 928 | 10,926 | | MONROEVILLE VILLAGE | 2,352 | 29,910 |
| | * COUNTY TOTAL * | 48,137 | 924,876 | | NEW LONDON VILLAGE | 6,087 | 91,804 |
| 035 | HENRY COUNTY | 47,166 | 657,012 | | NORTH FAIRFIELD VILLAGE | NO PAY DUE | 10,064 |
| | DESHLER VILLAGE | 2,545 | 50,160 | | NORWALK CITY | 61,194 | 659,922 |
| | FLORIDA VILLAGE | 238 | 3,618 | | WAKEMAN VILLAGE | 694 | 14,377 |
| | HAMLER VILLAGE | 570 | 11,007 | | WILLARD CITY | 12,471 | 164,910 |
| | HOLGATE VILLAGE | 1,329 | 32,144 | | BRONSON TOWNSHIP | 878 | 13,250 |
| | LIRERTY CENTER VILLAGE | 804 | 12,671 | | CLARKSFIELD TOWNSHIP | 2,060 | 20,187 |
| | MCCURE VILLAGE | 1,532 | 21,421 | | FAIRFIELD TOWNSHIP | 963 | 14,492 |
| | MALINTA VILLAGE | 327 | 6,733 | | FITCHVILLE TOWNSHIP | 796 | 17,237 |
| | NAPOLEON CITY | 20,142 | 343,875 | | GREENFIELD TOWNSHIP | 750 | 14,729 |
| | NEW BAVARIA VILLAGE | REPORT | 1,058 | | GREENWICH TOWNSHIP | 1,646 | 26,707 |
| | BARTLOW TOWNSHIP | 2,226 | 33,132 | | HARTLAND TOWNSHIP | 1,764 | 11,977 |
| | DAMASCUS TOWNSHIP | 1,523 | 27,176 | | LYME TOWNSHIP | 1,535 | 20,478 |
| | FLATHOCK TOWNSHIP | 1,066 | 16,441 | | NEW HAVEN TOWNSHIP | 2,107 | 31,585 |
| | FREEDOM TOWNSHIP | 776 | 14,714 | | NEW LONDON TOWNSHIP | 2,371 | 37,878 |
| | HARRISON TOWNSHIP | 2,222 | 48,094 | | NORWALK TOWNSHIP | 2,112 | 31,992 |
| | LIHERTY TOWNSHIP | 2,079 | 28,153 | | NORWICH TOWNSHIP | 784 | 14,279 |
| | MARION TOWNSHIP | 1,435 | 23,884 | | PERU TOWNSHIP | 675 | 11,371 |
| | MONROE TOWNSHIP | 1,791 | 28,474 | | RICHMOND TOWNSHIP | 1,047 | 18,623 |
| | NAPOLEON TOWNSHIP | 7,511 | 101,114 | | RIDGEFIELD TOWNSHIP | 2,027 | 30,805 |
| | PLEASANT TOWNSHIP | 2,111 | 36,104 | | RIPLEY TOWNSHIP | 811 | 13,395 |
| | RICHFIELD TOWNSHIP | 588 | 9,734 | | SHERMAN TOWNSHIP | 640 | 9,495 |
| | RIDGEVILLE TOWNSHIP | 1,098 | 22,403 | | TOWNSEND TOWNSHIP | 1,225 | 17,875 |
| | WASHINGTON TOWNSHIP | 1,411 | 21,338 | | WAKEMAN TOWNSHIP | 1,509 | 26,644 |
| | * COUNTY TOTAL * | 100,490 | 1,550,460 | | * COUNTY TOTAL * | 197,235 | 2,819,076 |
| 036 | HIGHLAND COUNTY | 35,531 | 608,619 | 040 | JACKSON COUNTY | 49,315 | 786,884 |
| | GREENFIELD CITY | 10,057 | 137,158 | | COALTON VILLAGE | 1,157 | 20,770 |
| | HIGHLAND CITY | 495 | 4,496 | | JACKSON CITY | 8,232 | 121,771 |
| | HILLSBORO CITY | 20,341 | 190,257 | | OAK HILL VILLAGE | 4,085 | 76,582 |
| | LEESBURG VILLAGE | 1,338 | 14,095 | | WELLSTON CITY | 9,661 | 175,247 |
| | LYNCHBURG VILLAGE | 1,255 | 23,883 | | BLOOMFIELD TOWNSHIP | 2,604 | 40,280 |
| | MOWRYSTOWN VILLAGE | 1,174 | 13,550 | | COAL TOWNSHIP | 1,452 | 21,939 |
| | SINKING SPRING VILLAGE | 292 | 3,320 | | FRANKLIN TOWNSHIP | 1,070 | 23,606 |
| | BRUSH CREEK TOWNSHIP | 1,598 | 20,943 | | HAMILTON TOWNSHIP | 322 | 4,960 |
| | CLAY TOWNSHIP | 782 | 11,289 | | JACKSON TOWNSHIP | 758 | 11,675 |
| | CONCORD TOWNSHIP | 617 | 9,257 | | JEFFERSON TOWNSHIP | 2,474 | 37,056 |
| | DODSON TOWNSHIP | 1,742 | 26,445 | | LIBERTY TOWNSHIP | 1,082 | 19,629 |
| | FAIRFIELD TOWNSHIP | 1,881 | 28,217 | | LICK TOWNSHIP | 6,913 | 107,876 |
| | HAMER TOWNSHIP | 605 | 9,068 | | MADISON TOWNSHIP | 1,670 | 39,472 |
| | JACKSON TOWNSHIP | 456 | 6,838 | | MILTON TOWNSHIP | 1,545 | 32,570 |
| | LIRERTY TOWNSHIP | 6,292 | 89,142 | | SCIO TOWNSHIP | 940 | 16,555 |
| | MADISON TOWNSHIP | 5,384 | 77,620 | | WASHINGTON TOWNSHIP | 505 | 9,264 |
| | MARSHALL TOWNSHIP | 424 | 7,284 | | * COUNTY TOTAL * | 93,785 | 1,546,036 |
| | NEW MARKET TOWNSHIP | 716 | 11,090 | 041 | JEFFERSON COUNTY | 101,319 | 1,614,667 |
| | PAINT TOWNSHIP | 884 | 21,754 | | ADENA VILLAGE | REPORT | 13,632 |
| | PENN TOWNSHIP | 793 | 12,420 | | AMSTERDAM VILLAGE | 710 | 11,115 |
| | SALEM TOWNSHIP | 431 | 6,469 | | BERGHOLZ VILLAGE | 965 | 22,816 |
| | UNION TOWNSHIP | 775 | 10,485 | | BLOOMINGDALE VILLAGE | 315 | 6,119 |
| | WASHINGTON TOWNSHIP | 412 | 6,186 | | BRILLIANT VILLAGE | 1,766 | 56,603 |
| | WHITE OAK TOWNSHIP | 942 | 14,114 | | DILLONVALE VILLAGE | 641 | 16,911 |
| | * COUNTY TOTAL * | 95,207 | 1,367,999 | | EMPIRE VILLAGE | 395 | 7,334 |
| 037 | HOCKING COUNTY | 30,469 | 529,879 | | IRONDALE VILLAGE | 1,340 | 19,677 |
| | LAURELVILLE VILLAGE | 654 | 14,184 | | MINGO JUNCTION VILLAGE | 21,122 | 339,752 |
| | LOGAN CITY | 30,178 | 476,677 | | MOUNT PLEASANT VILLAGE | 511 | 11,091 |
| | MURRAY CITY VILLAGE | 594 | 11,237 | | NEW ALEXANDRIA VILLAGE | 343 | 5,359 |
| | RENTON TOWNSHIP | 723 | 12,865 | | RAYLAND VILLAGE | 497 | 10,150 |
| | FALLS TOWNSHIP | 8,285 | 127,142 | | RICHMOND VILLAGE | 624 | 12,347 |
| | GOOD HOPE TOWNSHIP | 1,560 | 14,986 | | SMITHFIELD VILLAGE | 1,043 | 16,037 |
| | GREEN TOWNSHIP | 1,213 | 19,396 | | STEURENVILLE CITY | 116,852 | 2,253,388 |
| | LAUREL TOWNSHIP | 2,124 | 17,382 | | STRATTON VILLAGE | 2,274 | 35,331 |
| | MARION TOWNSHIP | 1,071 | 19,952 | | TILTONSVILLE VILLAGE | 1,566 | 30,455 |
| | PERRY TOWNSHIP | 1,328 | 19,834 | | TORONTO CITY | 11,089 | 221,000 |
| | SALT CREEK TOWNSHIP | 738 | 11,783 | | WINTERSVILLE VILLAGE | 4,095 | 70,798 |
| | STARR TOWNSHIP | 1,029 | 15,657 | | YORKVILLE VILLAGE | 6,421 | 132,797 |
| | WAHO TOWNSHIP | 1,303 | 14,444 | | BRUSH CREEK TOWNSHIP | 291 | 7,929 |
| | WASHINGTON TOWNSHIP | 823 | 14,753 | | CROSS CREEK TOWNSHIP | 8,739 | 132,027 |
| | * COUNTY TOTAL * | 82,092 | 1,329,171 | | ISLAND CREEK TOWNSHIP | 10,023 | 154,655 |
| | | | | | KNOX TOWNSHIP | 4,951 | 74,267 |

OFFICE OF REVENUE SHARING
REVENUE SHARING DISBURSEMENTS

| COUNTY CODE | NAME | QUARTERLY PAYMENT | ALL PAYMENTS TO DATE | COUNTY CODE | NAME | QUARTERLY PAYMENT | ALL PAYMENTS TO DATE |
|-------------|-------------------------|-------------------|----------------------|-------------|------------------------|-------------------|----------------------|
| | MOUNT PLEASANT TOWNSHIP | 2,757 | 41,675 | | GRATIOT VILLAGE | | |
| | WES TOWNSHIP | 366 | 6,538 | | HANOVER VILLAGE | NO PAY DUE | 2,440 |
| | EM TOWNSHIP | 2,301 | 35,996 | | HARTFORD VILLAGE | 517 | 7,929 |
| | INE TOWNSHIP | 2,740 | 37,471 | | HEATH CITY | 374 | 5,757 |
| | ITFIELD TOWNSHIP | 3,767 | 59,078 | | HERRON VILLAGE | 41,705 | 624,965 |
| | SPRINGFIELD TOWNSHIP | 2,621 | 41,133 | | JOHNSTOWN VILLAGE | 2,100 | 45,039 |
| | STEUBENVILLE TOWNSHIP | 5,350 | 78,171 | | KIRKERSVILLE VILLAGE | 6,021 | 71,248 |
| | WADSWORTH TOWNSHIP | 5,173 | 82,905 | | NEWARK CITY | 476 | 7,317 |
| | WAYNE TOWNSHIP | 2,282 | 39,856 | | PATASKALA VILLAGE | 127,214 | 2,176,160 |
| | WELLS TOWNSHIP | 4,894 | 76,394 | | ST LOUISVILLE VILLAGE | 1,946 | 39,437 |
| | * COUNTY TOTAL * | 330,064 | 5,775,674 | | UTICA VILLAGE | 318 | 4,876 |
| 042 | KNOX COUNTY | 61,625 | 745,216 | | BENNINGTON TOWNSHIP | 4,599 | 62,395 |
| | GANN VILLAGE | 135 | 2,366 | | BOWLING GREEN TOWNSHIP | 532 | 15,004 |
| | CENTERBURG VILLAGE | 1,554 | 17,214 | | BURLINGTON TOWNSHIP | 670 | 10,292 |
| | DANVILLE VILLAGE | 3,496 | 54,462 | | EDEN TOWNSHIP | 911 | 22,466 |
| | FREDERICKTOWN VILLAGE | 7,703 | 128,056 | | ETHA TOWNSHIP | 518 | 7,998 |
| | GAMBIER VILLAGE | 4,638 | 68,507 | | FALLSBURY TOWNSHIP | 2,846 | 43,712 |
| | MARTINSBURG VILLAGE | 221 | 3,154 | | FRANKLIN TOWNSHIP | 546 | 9,999 |
| | MOUNT VERNON CITY | 41,332 | 737,155 | | GRANVILLE TOWNSHIP | 825 | 14,295 |
| | NEPLIN TOWNSHIP | 918 | 14,895 | | HANOVER TOWNSHIP | 5,914 | 86,718 |
| | BROWN TOWNSHIP | 642 | 10,239 | | HARRISON TOWNSHIP | 1,478 | 22,710 |
| | RUTLER TOWNSHIP | 439 | 5,117 | | HARTFORD TOWNSHIP | 1,857 | 29,221 |
| | CLAY TOWNSHIP | 645 | 10,279 | | HOPEWELL TOWNSHIP | 797 | 16,410 |
| | CLINTON TOWNSHIP | 2,608 | 50,867 | | JERSEY TOWNSHIP | 739 | 14,330 |
| | COLLEGE TOWNSHIP | 2,159 | 25,437 | | LIBERTY TOWNSHIP | 1,558 | 21,127 |
| | HARRISON TOWNSHIP | 416 | 6,635 | | LICKING TOWNSHIP | 641 | 12,803 |
| | HILLIAR TOWNSHIP | 1,583 | 23,993 | | LIMA TOWNSHIP | 3,317 | 50,922 |
| | HOWARD TOWNSHIP | 1,158 | 15,843 | | MCKEAN TOWNSHIP | 2,732 | 44,454 |
| | JACKSON TOWNSHIP | 391 | 6,246 | | MADISON TOWNSHIP | 818 | 12,581 |
| | JEFFERSON TOWNSHIP | 449 | 9,937 | | MARY ANN TOWNSHIP | 2,048 | 30,622 |
| | LIBERTY TOWNSHIP | 833 | 12,748 | | MONROE TOWNSHIP | 1,021 | 16,399 |
| | MIDDLEBURY TOWNSHIP | 616 | 9,825 | | NEWARK TOWNSHIP | 3,450 | 54,122 |
| | MILFORD TOWNSHIP | 602 | 9,608 | | NEWTON TOWNSHIP | 2,450 | 37,727 |
| | MILLEN TOWNSHIP | 510 | 8,141 | | PERRY TOWNSHIP | 2,623 | 42,350 |
| | MONROE TOWNSHIP | 1,967 | 30,982 | | ST ALBANS TOWNSHIP | 695 | 10,020 |
| | MORGAN TOWNSHIP | 499 | 8,012 | | UNION TOWNSHIP | 1,392 | 21,595 |
| | MURKIN TOWNSHIP | 1,513 | 23,899 | | WASHINGTON TOWNSHIP | 5,907 | 82,061 |
| | PIKE TOWNSHIP | 718 | 11,455 | | * COUNTY TOTAL * | 2,273 | 35,453 |
| | PLEASANT TOWNSHIP | 913 | 14,382 | | | 404,199 | 6,020,622 |
| | UNION TOWNSHIP | 1,639 | 26,289 | 046 | LOGAN COUNTY | 47,623 | 790,995 |
| | WAYNE TOWNSHIP | 2,234 | 32,678 | | BELLE CENTER VILLAGE | 822 | 14,787 |
| | * COUNTY TOTAL * | 144,156 | 2,123,637 | | BELLEFONTAINE CITY | 41,939 | 646,194 |
| 043 | COUNTY | 299,853 | 4,539,482 | | DE GRAFF VILLAGE | 1,464 | 28,574 |
| | LAKE CITY | 77,767 | 1,130,582 | | HUNTSVILLE VILLAGE | 474 | 8,883 |
| | ORT VILLAGE | 4,592 | 82,500 | | LAKEVIEW VILLAGE | 898 | 13,445 |
| | O RIVER VILLAGE | 1,867 | 22,222 | | QUINCY VILLAGE | 573 | 11,970 |
| | NARTLAND HILLS VILLAGE | 2,693 | 27,923 | | RUSHSVLVANIA VILLAGE | 538 | 10,065 |
| | LAKELINE VILLAGE | REPORT | 2,909 | | RUSSELLS POINT VILLAGE | 971 | 15,407 |
| | MADISON VILLAGE | 2,836 | 36,543 | | WEST LIBERTY VILLAGE | 1,925 | 44,311 |
| | MENTON CITY | 78,161 | 1,105,692 | | WEST MANSFIELD VILLAGE | 631 | 10,991 |
| | MENTON ON THE LAKE VILL | 9,412 | 107,781 | | ZANESFIELD VILLAGE | 309 | 6,475 |
| | NORTH PERRY VILLAGE | 697 | 12,426 | | VALLEY HI VILLAGE | NO PAY DUE | 0 |
| | PAINESVILLE CITY | 46,735 | 763,273 | | BLOOMFIELD TOWNSHIP | 358 | 8,114 |
| | PERRY VILLAGE | 754 | 11,603 | | BOXES CREEK TOWNSHIP | 1,104 | 16,759 |
| | TIMBEHLAKE VILLAGE | NO PAY DUE | 13,617 | | HARRISON TOWNSHIP | 1,309 | 19,126 |
| | WAITE HILL VILLAGE | 1,636 | 37,625 | | JEFFERSON TOWNSHIP | 1,313 | 22,209 |
| | WICKLIFFE CITY | 69,511 | 1,017,512 | | LAKE TOWNSHIP | 4,227 | 64,049 |
| | WILLOUGHBY CITY | 83,777 | 976,269 | | LIBERTY TOWNSHIP | 2,035 | 31,186 |
| | WILLOUGHBY HILLS VILL | 8,679 | 157,741 | | MARTHUR TOWNSHIP | 1,111 | 18,177 |
| | WILLOWICK CITY | 29,688 | 531,982 | | MIAMI TOWNSHIP | 1,836 | 27,572 |
| | KIRTLAND CITY | 7,389 | 117,634 | | MONROE TOWNSHIP | 566 | 14,637 |
| | CONCORD TOWNSHIP | 4,882 | 75,238 | | PERRY TOWNSHIP | 951 | 13,664 |
| | LEROUY TOWNSHIP | 2,792 | 30,177 | | PLEASANT TOWNSHIP | 580 | 9,831 |
| | MADISON TOWNSHIP | 12,783 | 183,367 | | RICHLAND TOWNSHIP | 1,564 | 23,761 |
| | PAINESVILLE TOWNSHIP | 7,032 | 321,015 | | RUSHCREEK TOWNSHIP | 1,243 | 19,936 |
| | PERRY TOWNSHIP | 5,050 | 80,367 | | STOKES TOWNSHIP | 2,953 | 42,853 |
| | * COUNTY TOTAL * | 758,576 | 11,385,480 | | UNION TOWNSHIP | 619 | 11,008 |
| 044 | LAWRENCE COUNTY | 76,787 | 976,213 | | WASHINGTON TOWNSHIP | 2,468 | 34,155 |
| | ATHALIA VILLAGE | 245 | 3,998 | | ZANE TOWNSHIP | 479 | 8,343 |
| | CHESAPEAKE VILLAGE | 1,177 | 17,429 | 047 | LORAIN COUNTY | 122,882 | 1,987,447 |
| | COAL GROVE VILLAGE | 2,301 | 42,888 | | AMHERST CITY | 227,447 | 3,503,597 |
| | HANGING ROCK VILLAGE | 331 | 5,991 | | AVON CITY | 8,715 | 211,441 |
| | IRONTON CITY | 75,992 | 1,202,593 | | AVON LAKE CITY | 10,629 | 139,568 |
| | PROCTORVILLE VILLAGE | 903 | 15,683 | | ELYRIA CITY | 58,153 | 829,338 |
| | SOUTH POINT VILLAGE | 2,367 | 32,043 | | GRAFTON VILLAGE | 200,163 | 2,613,795 |
| | AID TOWNSHIP | 723 | 12,064 | | LAGRANGE VILLAGE | 9,421 | 75,405 |
| | DECATUR TOWNSHIP | 1,646 | 40,212 | | LORAIN CITY | 1,618 | 25,954 |
| | ELIZABETH TOWNSHIP | 1,729 | 26,590 | | OBERLIN CITY | 300,542 | 4,948,390 |
| | FAYETTE TOWNSHIP | 4,752 | 66,219 | | ROCHESTER VILLAGE | 27,316 | 461,880 |
| | HAMILTON TOWNSHIP | 1,972 | 29,814 | | SHEFFIELD VILLAGE | 168 | 2,644 |
| | LAWRENCE TOWNSHIP | 1,667 | 23,805 | | SHEFFIELD LAKE CITY | 3,313 | 50,881 |
| | MASON TOWNSHIP | 745 | 11,289 | | SOUTH AMHERST VILLAGE | 19,146 | 305,313 |
| | PERRY TOWNSHIP | 4,529 | 66,550 | | WELLINGTON VILLAGE | 2,687 | 37,735 |
| | HOME TOWNSHIP | 4,033 | 61,343 | | KIPTON VILLAGE | 10,698 | 124,375 |
| | SYMMES TOWNSHIP | 393 | 5,885 | | N RIDGEVILLE CITY | 318 | 4,550 |
| | UNION TOWNSHIP | 4,696 | 60,155 | | AMHERST TOWNSHIP | 23,797 | 316,523 |
| | UPPER TOWNSHIP | 3,831 | 51,089 | | BRIGHTON TOWNSHIP | 13,718 | 176,260 |
| | WASHINGTON TOWNSHIP | 724 | 10,367 | | BROWNHELM TOWNSHIP | 628 | 10,124 |
| | WINDSOR TOWNSHIP | 1,420 | 20,508 | | CAMDEN TOWNSHIP | 4,289 | 66,062 |
| | * COUNTY TOTAL * | 192,963 | 2,780,728 | | CARLISLE TOWNSHIP | 1,095 | 19,981 |
| 045 | COUNTY | 152,968 | 2,066,391 | | COLUMBIA TOWNSHIP | 6,009 | 93,552 |
| | LAKE VILLAGE | 483 | 9,533 | | EATON TOWNSHIP | 4,587 | 90,091 |
| | GRANVILLE VILLAGE | 6,930 | 131,684 | | ELYRIA TOWNSHIP | 5,762 | 86,955 |
| | | | | | GRAFTON TOWNSHIP | 3,680 | 63,779 |
| | | | | | HENRIETTA TOWNSHIP | 2,096 | 32,620 |
| | | | | | | 1,249 | 19,466 |

30 000 000

| REVENUE SHARING DISBURSEMENTS | | | | | QUARTERLY PAYMENT | ALL PAYMENTS TO DATE | |
|-------------------------------|-------------------------|----------------------|-------------------------|----------------|--------------------------|-------------------------|-------------------------|
| COUNTY CODE | NAME | QUARTERLY PAYMENT | ALL PAYMENTS TO DATE | COUNTY CODE | NAME | QUARTERLY PAYMENT | ALL PAYMENTS TO DATE |
| | HUNTINGTON TOWNSHIP | 1,161 | 21,127 | | GRAND PRAIRIE TOWNSHIP | 1,122 | 17,320 |
| | NGE TOWNSHIP | 2,132 | 37,973 | | GREEN CAMP TOWNSHIP | 1,070 | 20,417 |
| | LU TOWNSHIP | 643 | 10,405 | | MARION TOWNSHIP | 36,795 | 456,480 |
| | FIELD TOWNSHIP | 939 | 17,474 | | MONTGOMERY TOWNSHIP | 1,717 | 26,634 |
| | ESTER TOWNSHIP | 436 | 6,849 | | PLEASANT TOWNSHIP | 2,222 | 34,294 |
| | RUSSIA TOWNSHIP | 6,172 | 85,555 | | PROSPECT TOWNSHIP | 1,695 | 24,254 |
| | SHEFFIELD TOWNSHIP | 34,724 | 240,959 | | RICHLAND TOWNSHIP | 852 | 13,141 |
| | WELLINGTON TOWNSHIP | 4,263 | 63,609 | | SALT ROCK TOWNSHIP | 686 | 15,306 |
| | * COUNTY TOTAL * | 997,714 | 14,789,140 | | SCOTT TOWNSHIP | 351 | 5,443 |
| | | | | | TULLY TOWNSHIP | 576 | 10,255 |
| | | | | | WALDO TOWNSHIP | 719 | 11,131 |
| | | | | | * COUNTY TOTAL * | 291,519 | 4,605,949 |
| 048 | LUCAS COUNTY | 565,939 | 8,218,173 | | | | |
| | BERKEY VILLAGE | 239 | 3,842 | | | | |
| | HARBOR VIEW VILLAGE | 193 | 3,003 | | | | |
| | HOLLAND VILLAGE | 5,240 | 88,852 | 052 | MEDINA COUNTY | 92,841 | 1,245,436 |
| | MAUMEE CITY | 35,687 | 679,166 | | CHIPPEWA ON LAKE VILLAGE | 657 | 8,453 |
| | OTTAWA HILLS VILLAGE | 3,467 | 53,898 | | BRIARWOOD BEACH VILLAGE | 443 | 6,505 |
| | SYLVANIA CITY | 17,536 | 324,261 | | GLORIA GLENS PK VILLAGE | 562 | 11,994 |
| | TOLEDO CITY | 1,309,157 | 21,486,093 | | WESTFIELD CENTER VILLAGE | 1,196 | 10,871 |
| | WATERVILLE VILLAGE | 4,888 | 90,221 | | LODI VILLAGE | 4,274 | 40,074 |
| | WHITEHOUSE VILLAGE | 6,096 | 93,246 | | MEDINA CITY | 27,893 | 405,259 |
| | OREGON CITY | 50,648 | 1,000,329 | | SEVILLE VILLAGE | 1,372 | 23,796 |
| | MARDING TOWNSHIP | 927 | 16,295 | | SPENCER VILLAGE | 661 | 11,727 |
| | JERUSALEM TOWNSHIP | 2,960 | 33,064 | | WADSWORTH CITY | 24,362 | 362,209 |
| | MONCLOVA TOWNSHIP | 4,095 | 50,991 | | BRUNSWICK CITY | 48,755 | 566,057 |
| | PROVIDENCE TOWNSHIP | 1,760 | 33,832 | | BRUNSWICK HILLS TOWNSHIP | 2,004 | 30,114 |
| | RICHFIELD TOWNSHIP | 1,205 | 20,374 | | CHATHAM TOWNSHIP | 1,599 | 17,612 |
| | SPENCER TOWNSHIP | 1,609 | 25,012 | | GRANGER TOWNSHIP | 1,871 | 27,434 |
| | SPRINGFIELD TOWNSHIP | 10,109 | 141,455 | | GUILFORD TOWNSHIP | 3,057 | 44,590 |
| | SWANTON TOWNSHIP | 2,556 | 38,877 | | HARRISVILLE TOWNSHIP | 3,206 | 45,486 |
| | SYLVANIA TOWNSHIP | 25,040 | 365,721 | | HINCKLEY TOWNSHIP | 3,496 | 53,374 |
| | WASHINGTON TOWNSHIP | 1,794 | 27,243 | | HOMER TOWNSHIP | 738 | 12,584 |
| | WATERVILLE TOWNSHIP | 6,619 | 71,701 | | LAFAYETTE TOWNSHIP | 2,720 | 42,793 |
| | * COUNTY TOTAL * | 2,057,763 | 32,865,650 | | LITCHFIELD TOWNSHIP | 1,234 | 20,860 |
| | | | | | LIVERPOOL TOWNSHIP | 2,526 | 36,366 |
| | | | | | MEDINA TOWNSHIP | 2,136 | 31,315 |
| | | | | | MONTVILLE TOWNSHIP | 2,022 | 31,502 |
| | | | | | SHARON TOWNSHIP | 2,463 | 35,545 |
| | | | | | SPENCER TOWNSHIP | 1,297 | 31,784 |
| | | | | | WADSWORTH TOWNSHIP | 9,854 | 155,341 |
| | | | | | WESTFIELD TOWNSHIP | 1,922 | 29,195 |
| | | | | | YORK TOWNSHIP | 2,146 | 31,003 |
| | | | | | * COUNTY TOTAL * | 247,307 | 3,370,293 |
| 049 | MADISON COUNTY | 47,422 | 731,449 | | | | |
| | LONDON CITY | 24,691 | 428,393 | | | | |
| | MIDWAY VILLAGE | 275 | 7,321 | | | | |
| | MOUNT STERLING VILLAGE | 2,321 | 40,287 | | | | |
| | PLAIN CITY VILLAGE | 2,611 | 31,271 | | | | |
| | SOUTH SOLON VILLAGE | 805 | 8,476 | | | | |
| | JEFFERSON VILLAGE | 7,413 | 66,262 | | | | |
| | CANAAN TOWNSHIP | 875 | 13,474 | | | | |
| | DARBY TOWNSHIP | 1,650 | 24,998 | | | | |
| | DEER CREEK TOWNSHIP | 945 | 18,906 | 053 | MEIGS COUNTY | 26,827 | 509,565 |
| | WATHFIELD TOWNSHIP | 1,103 | 14,973 | | MIDDLEPORT VILLAGE | 2,181 | 36,815 |
| | FFERSON TOWNSHIP | 5,524 | 75,115 | | POWEROY VILLAGE | 3,994 | 79,820 |
| | JNRUE TOWNSHIP | 564 | 8,470 | | RACINE VILLAGE | 485 | 11,293 |
| | JAK HUN TOWNSHIP | 272 | 4,285 | | RUTLAND VILLAGE | 837 | 18,318 |
| | PAINT TOWNSHIP | 1,556 | 33,470 | | SYRACUSE VILLAGE | 2,758 | 26,313 |
| | PIKE TOWNSHIP | 387 | 11,343 | | BEDFORD TOWNSHIP | 629 | 9,528 |
| | PLEASANT TOWNSHIP | 2,325 | 35,285 | | CHESTER TOWNSHIP | 1,447 | 20,365 |
| | RANGE TOWNSHIP | 1,396 | 20,713 | | COLUMBIA TOWNSHIP | 615 | 10,170 |
| | SOMERFORD TOWNSHIP | 1,098 | 15,974 | | LEBANON TOWNSHIP | 655 | 9,931 |
| | STOKES TOWNSHIP | 1,104 | 23,588 | | LETART TOWNSHIP | 2,148 | 12,378 |
| | UNION TOWNSHIP | 3,634 | 64,150 | | OLIVE TOWNSHIP | 1,204 | 54,198 |
| | * COUNTY TOTAL * | 107,971 | 1,680,203 | | ORANGE TOWNSHIP | 592 | 8,979 |
| | | | | | RUTLAND TOWNSHIP | 1,580 | 23,831 |
| | | | | | SALEM TOWNSHIP | 583 | 8,839 |
| | | | | | SALISBURY TOWNSHIP | 4,035 | 62,741 |
| | | | | | SCPIO TOWNSHIP | 538 | 8,145 |
| | | | | | SUTTON TOWNSHIP | 2,113 | 32,774 |
| | | | | | * COUNTY TOTAL * | 53,221 | 944,003 |
| 050 | MAHONING COUNTY | 427,754 | 6,387,654 | | | | |
| | BELOIT VILLAGE | 736 | 11,589 | | | | |
| | CAMPBELL CITY | 67,507 | 1,041,117 | | | | |
| | CANFIELD VILLAGE | 4,459 | 64,281 | | | | |
| | CHRG BEACH VILLAGE | 1,197 | 18,371 | | | | |
| | LOWELLVILLE VILLAGE | 3,951 | 76,238 | | | | |
| | NEW MIDDLETOWN VILLAGE | 1,871 | 22,564 | 054 | MERCER COUNTY | 49,085 | 710,229 |
| | POLAND VILLAGE | 2,475 | 38,973 | | BURKETTSVILLE VILLAGE | 482 | 7,439 |
| | SEARING VILLAGE | 11,884 | 167,308 | | CELINA CITY | 23,935 | 394,977 |
| | STRUTHERS CITY | 30,931 | 545,879 | | CHICKASAW VILLAGE | 417 | 4,992 |
| | YOUNGSTOWN CITY | 640,493 | 10,426,380 | | COLDWATER VILLAGE | 15,444 | 190,584 |
| | AUSTINTOWN TOWNSHIP | 29,496 | 444,510 | | FORT RECOVERY VILLAGE | 3,299 | 54,325 |
| | HEAVER TOWNSHIP | 4,978 | 103,505 | | MENDON VILLAGE | 557 | 8,517 |
| | BERLIN TOWNSHIP | 1,156 | 17,750 | | MONTEZUMA VILLAGE | 339 | 7,027 |
| | BOARDMAN TOWNSHIP | 31,512 | 503,403 | | ROCKFORD VILLAGE | 981 | 24,715 |
| | CANFIELD TOWNSHIP | 8,383 | 114,003 | | ST HENRY VILLAGE | 4,009 | 52,480 |
| | CUITSVILLE TOWNSHIP | 5,736 | 125,749 | | BLACK CREEK TOWNSHIP | 499 | 7,649 |
| | ELLSWORTH TOWNSHIP | 3,100 | 46,376 | | BUTLER TOWNSHIP | 4,409 | 67,522 |
| | GOSHEN TOWNSHIP | 2,416 | 40,379 | | CENTER TOWNSHIP | 759 | 11,608 |
| | GREEN TOWNSHIP | 3,135 | 45,940 | | DUBLIN TOWNSHIP | 1,716 | 26,480 |
| | JACKSON TOWNSHIP | 1,633 | 36,236 | | FRANKLIN TOWNSHIP | 1,345 | 20,396 |
| | HILTON TOWNSHIP | 3,285 | 50,847 | | GIRSON TOWNSHIP | 1,514 | 23,145 |
| | POLAND TOWNSHIP | 12,428 | 192,462 | | GRANVILLE TOWNSHIP | 2,658 | 41,955 |
| | SMITH TOWNSHIP | 6,834 | 124,828 | | HOPEWELL TOWNSHIP | 796 | 12,178 |
| | SPRINGFIELD TOWNSHIP | 4,087 | 68,230 | | JEFFERSON TOWNSHIP | 12,091 | 135,201 |
| | * COUNTY TOTAL * | 1,311,437 | 20,716,572 | | LIRERTY TOWNSHIP | 886 | 12,315 |
| | | | | | MARION TOWNSHIP | 2,165 | 35,021 |
| | | | | | RECOVERY TOWNSHIP | REPORT | 15,597 |
| | | | | | UNION TOWNSHIP | 1,239 | 18,956 |
| | | | | | WASHINGTON TOWNSHIP | 1,203 | 21,871 |
| | | | | | * COUNTY TOTAL * | 129,829 | 1,905,583 |
| 051 | MARION COUNTY | 96,959 | 1,652,471 | | | | |
| | CALEDONIA VILLAGE | 759 | 11,218 | | | | |
| | GREEN CAMP VILLAGE | 445 | 7,691 | | | | |
| | LA RUE VILLAGE | 705 | 12,616 | | | | |
| | MARION CITY | 138,683 | 2,186,868 | | | | |
| | MORRAL VILLAGE | 507 | 8,544 | | | | |
| | NEW BLOOMINGTON VILLAGE | 279 | 4,331 | | | | |
| | PROSPECT VILLAGE | 1,002 | 20,183 | 055 | MIAMI COUNTY | 104,780 | 1,374,651 |
| | WALDO VILLAGE | 451 | 9,293 | | BRADFORD VILLAGE | 4,000 | 58,859 |
| | HIG ISLAND TOWNSHIP | 939 | 14,491 | | CASSTOWN VILLAGE | 318 | 4,925 |
| | HUNGLING GREEN TOWNSHIP | 581 | 7,396 | | COVINGTON VILLAGE | 3,017 | 47,475 |
| | CLARIDON TOWNSHIP | 2,071 | 31,971 | | FLETCHER VILLAGE | 451 | 6,206 |
| | GRAND TOWNSHIP | 333 | 4,247 | | LAURA VILLAGE | 387 | 6,535 |
| | | | | | LUDLOW FALLS VILLAGE | 243 | 3,705 |
| | | | | | PIQUA CITY | 65,541 | 844,795 |

OFFICE OF REVENUE SHARING

REVENUE SHARING DISBURSEMENTS

| COUNTY CODE | NAME | QUARTERLY PAYMENT | ALL PAYMENTS TO DATE | COUNTY CODE | NAME | QUARTERLY PAYMENT | ALL PAYMENTS TO DATE |
|-----------------------|------------------------|-------------------|----------------------|----------------------|--------------------------|-------------------|----------------------|
| | PLEASANT HILL VILLAGE | 1,024 | 15,408 | | MEIGSVILLE TOWNSHIP | 603 | 10,672 |
| | POTOSOM VILLAGE | 260 | 3,947 | | MORGAN TOWNSHIP | 2,227 | 34,144 |
| | PP CITY | 7,255 | 73,616 | | PENN TOWNSHIP | 595 | 11,027 |
| | Y CITY | 52,982 | 860,954 | | UNION TOWNSHIP | 532 | 11,795 |
| | T MILTON | 5,292 | 65,697 | | WINDOR TOWNSHIP | 1,350 | 22,425 |
| | MEL TOWNSHIP | 3,565 | 54,336 | | YORK TOWNSHIP | 718 | 20,290 |
| | ORDAN TOWNSHIP | 1,424 | 20,785 | | * COUNTY TOTAL * | 55,976 | 957,243 |
| | CONCORD TOWNSHIP | 12,298 | 192,087 | | | | |
| | ELIZABETH TOWNSHIP | 1,211 | 18,465 | 059 MORROW COUNTY | CARDINGTON VILLAGE | 59,978 | 729,713 |
| | LOSTCREEK TOWNSHIP | 1,197 | 17,943 | | CHESTERVILLE VILLAGE | 2,858 | 63,192 |
| | MONROE TOWNSHIP | 7,696 | 116,502 | | EDISON VILLAGE | 285 | 5,027 |
| | NEWBERRY TOWNSHIP | 5,413 | 83,453 | | FULTON VILLAGE | 885 | 13,434 |
| | NEWTON TOWNSHIP | 2,568 | 37,726 | | MARENGO VILLAGE | 337 | 4,851 |
| | SPRING CREEK TOWNSHIP | 1,766 | 27,197 | | MOUNT GILEAD VILLAGE | 659 | 6,509 |
| | STAUNTON TOWNSHIP | 1,567 | 23,472 | | SPARTA VILLAGE | 13,175 | 200,204 |
| | UNION TOWNSHIP | 8,075 | 120,113 | | BENNINGTON-TOWNSHIP | 190 | 2,755 |
| | WASHINGTON TOWNSHIP | 10,969 | 161,623 | | CANAAN TOWNSHIP | 1,274 | 18,339 |
| | * COUNTY TOTAL * | 303,299 | 4,240,765 | | CARDINGTON TOWNSHIP | 740 | 11,723 |
| 056 MONROE COUNTY | ANTIUCH VILLAGE | 51,620 | 841,736 | | CHESTER TOWNSHIP | 2,077 | 31,199 |
| | REALLSVILLE VILLAGE | 92 | 1,416 | | CONGRESS TOWNSHIP | 886 | 12,763 |
| | CLARINGTON VILLAGE | 369 | 7,287 | | FRANKLIN TOWNSHIP | REPORT | 9,851 |
| | GRAYSVILLE VILLAGE | 276 | 6,517 | | GILEAD TOWNSHIP | 653 | 9,394 |
| | JERUSALEM VILLAGE | 78 | 1,950 | | HARMONY TOWNSHIP | 4,435 | 65,259 |
| | LEWISVILLE VILLAGE | 180 | 2,786 | | LINCOLN TOWNSHIP | 694 | 9,976 |
| | MILTONSBURG VILLAGE | 238 | 4,222 | | NORTH BLOOMFIELD TWP | 1,054 | 15,163 |
| | STAFFORD VILLAGE | 54 | 1,519 | | PERRY TOWNSHIP | 1,241 | 18,534 |
| | WOODSFIELD VILLAGE | 99 | 1,692 | | PERU TOWNSHIP | 1,107 | 16,563 |
| | WILSON VILLAGE | 2,491 | 40,675 | | SOUTH BLOOMFIELD TWP | 581 | 9,119 |
| | ADAMS TOWNSHIP | 118 | 2,708 | | TROY TOWNSHIP | 912 | 13,234 |
| | BENTON TOWNSHIP | 441 | 6,823 | | WASHINGTON TOWNSHIP | 567 | 8,149 |
| | BETHEL TOWNSHIP | 287 | 4,774 | | WESTFIELD TOWNSHIP | 895 | 13,391 |
| | CENTER TOWNSHIP | 285 | 5,107 | | * COUNTY TOTAL * | 713 | 11,799 |
| | FRANKLIN TOWNSHIP | 3,251 | 52,213 | | | 96,196 | 1,300,141 |
| | GREEN TOWNSHIP | 738 | 12,858 | 060 MUSKINGUM COUNTY | ADAMSVILLE VILLAGE | 167,457 | 2,276,540 |
| | JACKSON TOWNSHIP | 327 | 5,336 | | DRESDEN VILLAGE | 144 | 2,205 |
| | LEE TOWNSHIP | 369 | 5,852 | | FRAZEYSBURG VILLAGE | 1,174 | 26,147 |
| | MALAGA TOWNSHIP | 1,005 | 15,585 | | NEW CONCORD VILLAGE | 804 | 13,518 |
| | OHIO TOWNSHIP | 697 | 12,185 | | NORWICH VILLAGE | 4,974 | 101,375 |
| | PERRY TOWNSHIP | 5,935 | 106,146 | | PHILO VILLAGE | 136 | 5,722 |
| | SALEM TOWNSHIP | 393 | 6,779 | | ROSEVILLE VILLAGE | 754 | 10,998 |
| | SENECA TOWNSHIP | 1,049 | 16,237 | | SOUTH ZANESVILLE VILLAGE | 6,023 | 86,676 |
| | SUMMIT TOWNSHIP | REPORT | 3,705 | | FULTONHAM VILLAGE | 3,416 | 39,593 |
| | SUNSBURY TOWNSHIP | 674 | 11,639 | | ZANESVILLE CITY | 190 | 2,894 |
| | SWATZERLAND TOWNSHIP | 1,118 | 18,073 | | ADAMS TOWNSHIP | 132,237 | 2,122,687 |
| | WINGTON TOWNSHIP | 984 | 18,184 | | BLUE ROCK TOWNSHIP | 434 | 8,495 |
| | TOWNSHIP | 672 | 16,107 | | BRUSH CREEK TOWNSHIP | 504 | 21,882 |
| | NTY TOTAL * | 316 | 4,901 | | CASS TOWNSHIP | 1,016 | 14,202 |
| | | 74,160 | 1,235,012 | | CLAY TOWNSHIP | 1,143 | 19,652 |
| 057 MONTGOMERY COUNTY | BROOKVILLE VILLAGE | 832,615 | 11,982,465 | | FALLS TOWNSHIP | 955 | 15,237 |
| | CENTERVILLE VILLAGE | 5,308 | 79,487 | | HARRISON TOWNSHIP | 6,395 | 97,146 |
| | CLAYTON VILLAGE | 11,699 | 166,946 | | HIGHLAND TOWNSHIP | 7,391 | 111,660 |
| | DAYTON CITY | 614 | 9,715 | | HOPEWELL TOWNSHIP | 669 | 12,176 |
| | ENGLEWOOD CITY | 1,133,218 | 18,205,435 | | JACKSON TOWNSHIP | 1,342 | 24,022 |
| | FARMERSVILLE VILLAGE | 9,639 | 118,177 | | JEFFERSON TOWNSHIP | 1,342 | 20,427 |
| | GERMANTOWN VILLAGE | 686 | 12,110 | | LICKING TOWNSHIP | 1,369 | 21,933 |
| | KETTERING CITY | 4,912 | 61,416 | | MADISON TOWNSHIP | 805 | 12,255 |
| | MIAMISBURG CITY | 82,958 | 1,402,196 | | MEIGS TOWNSHIP | 435 | 6,655 |
| | NEW LEBANON VILLAGE | 29,485 | 467,555 | | MONROE TOWNSHIP | 231 | 7,301 |
| | OAKWOOD CITY | 3,503 | 53,783 | | MUSKINGUM TOWNSHIP | 358 | 6,274 |
| | PHILLIPSBURG VILLAGE | 7,543 | 153,069 | | NEWTON TOWNSHIP | 1,099 | 15,633 |
| | RIVERSIDE VILLAGE | 658 | 10,441 | | PERRY TOWNSHIP | 3,663 | 63,413 |
| | TROTWOOD CITY | 3,250 | 51,803 | | RICH HILL TOWNSHIP | 1,574 | 37,647 |
| | UNION VILLAGE | 6,673 | 111,161 | | SALEM TOWNSHIP | 2,706 | 25,889 |
| | VANDALIA CITY | 3,546 | 48,160 | | SALT CREEK TOWNSHIP | 770 | 12,571 |
| | WEST CARMOLLTON CITY | 22,135 | 343,346 | | SPRINGFIELD TOWNSHIP | 731 | 12,072 |
| | MORRIS CITY | 29,438 | 437,632 | | UNION TOWNSHIP | 4,767 | 70,327 |
| | BUTLER TOWNSHIP | 35,518 | 468,294 | | WASHINGTON TOWNSHIP | 2,696 | 43,873 |
| | CLAY TOWNSHIP | 6,016 | 162,882 | | WAYNE TOWNSHIP | 2,500 | 38,070 |
| | GERMAN TOWNSHIP | 6,229 | 94,456 | | * COUNTY TOTAL * | 2,468 | 39,056 |
| | HARRISON TOWNSHIP | 6,124 | 90,719 | | | 364,672 | 5,446,315 |
| | JACKSON TOWNSHIP | 27,819 | 431,604 | 061 NOBLE COUNTY | BATESVILLE VILLAGE | 19,650 | 341,898 |
| | JEFFERSON TOWNSHIP | 4,913 | 74,058 | | BELLE VALLEY VILLAGE | 121 | 1,992 |
| | MADISON TOWNSHIP | 11,251 | 200,835 | | CALDWELL VILLAGE | 321 | 7,300 |
| | MAD RIVER TOWNSHIP | 24,880 | 370,946 | | DEXTER CITY VILLAGE | 1,604 | 28,397 |
| | MIAMI TOWNSHIP | 29,778 | 490,584 | | SARASVILLE VILLAGE | 148 | 2,739 |
| | PERRY TOWNSHIP | 36,559 | 556,687 | | SUMMERFIELD VILLAGE | 149 | 3,379 |
| | RANDOLPH TOWNSHIP | 5,574 | 84,160 | | BEAVER TOWNSHIP | 262 | 6,284 |
| | WASHINGTON TOWNSHIP | 20,921 | 276,391 | | BROOKFIELD TOWNSHIP | 538 | 9,682 |
| | WAYNE TOWNSHIP | 22,206 | 316,167 | | BUFFALO TOWNSHIP | 854 | 11,301 |
| | * COUNTY TOTAL * | 26,974 | 365,899 | | CENTER TOWNSHIP | REPORT | 5,220 |
| | | 2,452,742 | 37,698,579 | | ELK TOWNSHIP | 655 | 10,264 |
| 058 MORGAN COUNTY | CHESTERHILL VILLAGE | 34,603 | 597,073 | | ENOCH TOWNSHIP | 308 | 4,733 |
| | MCCONNELSVILLE VILLAGE | 1,101 | 14,835 | | JACKSON TOWNSHIP | 399 | 22,254 |
| | MALTA VILLAGE | 2,494 | 41,347 | | JEFFERSON TOWNSHIP | 400 | 6,141 |
| | STOCKPORT VILLAGE | 1,387 | 25,312 | | MARION TOWNSHIP | 233 | 3,708 |
| | BLOOM TOWNSHIP | 409 | 7,360 | | NOBLE TOWNSHIP | 519 | 7,984 |
| | BRISTOL TOWNSHIP | 1,369 | 20,622 | | OLIVE TOWNSHIP | 1,494 | 22,839 |
| | CENTER TOWNSHIP | 449 | 10,312 | | SENECA TOWNSHIP | 2,479 | 39,168 |
| | DEERFIELD TOWNSHIP | 3,208 | 47,365 | | SHARON TOWNSHIP | 315 | 8,021 |
| | HARRIS TOWNSHIP | 449 | 7,168 | | STOCK TOWNSHIP | 1,093 | 6,924 |
| | TOWNSHIP | 1,169 | 21,350 | | WAYNE TOWNSHIP | 436 | 8,134 |
| | TOWNSHIP | 1,578 | 25,896 | | * COUNTY TOTAL * | 275 | 3,392 |
| | TER TOWNSHIP | 723 | 12,927 | | | 32,253 | 561,758 |
| | TOWNSHIP | 1,011 | 15,323 | 062 OTTAWA COUNTY | | 45,593 | 697,363 |

OFFICE OF REVENUE
REVENUE SHARING DISBURSEMENTS

36 OHIO

| COUNTY CODE | NAME | QUARTERLY PAYMENT | ALL PAYMENTS TO DATE | COUNTY CODE | NAME | QUARTERLY PAYMENT | ALL PAYMENTS TO DATE |
|-------------|--------------------------|-------------------|----------------------|-------------|-------------------------|-------------------|----------------------|
| | CLAY CENTER VILLAGE | 1,420 | 15,998 | | WALNUT TOWNSHIP | 1,888 | 28,208 |
| | ELMORE VILLAGE | 2,279 | 44,127 | | WASHINGTON TOWNSHIP | 1,535 | 30,713 |
| | GENOA VILLAGE | 5,871 | 114,114 | | WAYNE TOWNSHIP | 558 | 10,230 |
| | MAHLEHEAD VILLAGE | 2,140 | 52,687 | | * COUNTY TOTAL * | 125,696 | 2,098,431 |
| | OAK HARBOR VILLAGE | 5,292 | 74,124 | | | | |
| | PORT CLINTON CITY | 24,482 | 419,551 | 066 | PIKE COUNTY | 49,166 | 713,569 |
| | PUT IN BAY VILLAGE | 833 | 8,832 | | BEAVER VILLAGE | 876 | 22,282 |
| | POCKY RIDGE VILLAGE | 326 | 4,900 | | PIKETON VILLAGE | 3,477 | 17,199 |
| | ALLEN TOWNSHIP | 2,357 | 43,285 | | WAVERLY CITY | 6,935 | 106,128 |
| | BAY TOWNSHIP | 1,524 | 22,887 | | BEAVER TOWNSHIP | 797 | 12,059 |
| | BENTON TOWNSHIP | 1,951 | 42,140 | | BENTON TOWNSHIP | 784 | 10,153 |
| | CADROLL TOWNSHIP | 1,680 | 26,999 | | CAMP CREEK TOWNSHIP | 2,823 | 19,966 |
| | CATANBA ISLAND TOWNSHIP | 2,439 | 37,171 | | JACKSON TOWNSHIP | 858 | 25,888 |
| | CLAY TOWNSHIP | 4,090 | 62,369 | | MARION TOWNSHIP | 827 | 12,495 |
| | DANBURY TOWNSHIP | 3,418 | 54,677 | | MIFFLIN TOWNSHIP | 793 | 13,502 |
| | ERIE TOWNSHIP | 1,222 | 18,642 | | NEWTON TOWNSHIP | 926 | 13,810 |
| | HARRIS TOWNSHIP | 2,493 | 50,175 | | PERBLE TOWNSHIP | 2,292 | 8,755 |
| | PORTAGE TOWNSHIP | 6,534 | 99,759 | | PEE PEE TOWNSHIP | 4,163 | 68,470 |
| | PUT IN BAY TOWNSHIP | 3,118 | 42,692 | | PERRY TOWNSHIP | 614 | 9,295 |
| | SALEM TOWNSHIP | 3,847 | 57,463 | | SCIOTO TOWNSHIP | 1,328 | 27,070 |
| | * COUNTY TOTAL * | 122,909 | 1,989,955 | | SEAL TOWNSHIP | 1,761 | 31,813 |
| | | | | | SUNFISH TOWNSHIP | 620 | 10,954 |
| | | | | | UNION TOWNSHIP | 675 | 11,237 |
| | | | | | * COUNTY TOTAL * | 79,715 | 1,134,645 |
| 063 | PAULDING COUNTY | 40,400 | 624,494 | | | | |
| | ANTWERP VILLAGE | 1,831 | 45,812 | | | | |
| | BRUNGTON VILLAGE | 134 | 2,156 | | | | |
| | CECIL VILLAGE | 183 | 3,555 | 067 | PORTAGE COUNTY | 121,802 | 2,048,435 |
| | GROVER HILL VILLAGE | 446 | 7,720 | | AURORA CITY | 16,139 | 218,968 |
| | HAVILAND VILLAGE | 194 | 5,465 | | BRADY LAKE VILLAGE | 374 | 10,345 |
| | LATTY VILLAGE | 225 | 5,636 | | GARRETTSVILLE VILLAGE | 4,486 | 78,429 |
| | MELROSE VILLAGE | 251 | 3,893 | | HIRAM VILLAGE | 4,514 | 61,817 |
| | OAKWOOD VILLAGE | 1,006 | 15,864 | | KENT CITY | 88,557 | 1,416,782 |
| | PAULDING VILLAGE | 4,577 | 100,334 | | MANTUA VILLAGE | 1,586 | 29,546 |
| | PAYNE VILLAGE | 2,109 | 51,647 | | RAVENNA CITY | 32,910 | 510,699 |
| | AUGLAIZE TOWNSHIP | 835 | 13,864 | | WINDHAM VILLAGE | 8,802 | 106,222 |
| | BENTON TOWNSHIP | 1,657 | 24,911 | | SUGAR BUSH VILLAGE | 352 | 4,184 |
| | BLUE CREEK TOWNSHIP | 643 | 13,613 | | STREETSBORO CITY | 11,350 | 180,693 |
| | BROWN TOWNSHIP | 1,933 | 28,749 | | ATWATER TOWNSHIP | 2,190 | 31,100 |
| | CARRYALL TOWNSHIP | 2,392 | 36,391 | | BRIMFIELD TOWNSHIP | 7,046 | 89,603 |
| | CRANE TOWNSHIP | 2,156 | 40,288 | | CHARLESTOWN TOWNSHIP | 727 | 13,721 |
| | EMERALD TOWNSHIP | 564 | 12,873 | | DEERFIELD TOWNSHIP | 1,943 | 27,985 |
| | HARRISON TOWNSHIP | 1,399 | 24,495 | | EDINBURG TOWNSHIP | 1,300 | 19,821 |
| | JACKSON TOWNSHIP | 1,354 | 21,792 | | FRANKLIN TOWNSHIP | 19,073 | 307,681 |
| | LATTY TOWNSHIP | 931 | 14,173 | | FREEDOM TOWNSHIP | 1,355 | 20,864 |
| | PAULDING TOWNSHIP | 2,643 | 50,561 | | HIRAM TOWNSHIP | 2,447 | 36,720 |
| | WASHINGTON TOWNSHIP | 568 | 10,619 | | MANTUA TOWNSHIP | 4,355 | 66,544 |
| | * COUNTY TOTAL * | 68,431 | 1,159,105 | | NELSON TOWNSHIP | 1,383 | 22,883 |
| | | | | | PALMYRA TOWNSHIP | 1,588 | 22,256 |
| 064 | PERRY COUNTY | 55,161 | 781,890 | | PARIS TOWNSHIP | 3,525 | 17,358 |
| | CORNING VILLAGE | 1,104 | 20,512 | | RANDOLPH TOWNSHIP | 3,412 | 52,512 |
| | CROOKSVILLE VILLAGE | 7,812 | 107,755 | | RAVENNA TOWNSHIP | 17,260 | 261,791 |
| | GLENFORD VILLAGE | 144 | 2,475 | | ROOTSTOWN TOWNSHIP | 5,083 | 76,473 |
| | HEMLOCK VILLAGE | 167 | 2,528 | | SHALERSVILLE TOWNSHIP | 4,133 | 62,998 |
| | JUNCTION CITY VILLAGE | 915 | 23,747 | | SUFFIELD TOWNSHIP | 3,969 | 61,130 |
| | NEW LEXINGTON VILLAGE | 15,039 | 255,202 | | WINDHAM TOWNSHIP | 3,835 | 56,562 |
| | NEW STRAITSVILLE VILLAGE | 953 | 30,798 | | * COUNTY TOTAL * | 375,496 | 5,914,122 |
| | RENDVILLE VILLAGE | 279 | 1,300 | | | | |
| | SHAWNEE VILLAGE | 1,620 | 31,453 | 068 | PREBLE COUNTY | 28,776 | 450,357 |
| | SOMERSET VILLAGE | 1,243 | 21,959 | | CAMDEN VILLAGE | 1,425 | 25,611 |
| | THORNVILLE VILLAGE | 720 | 10,482 | | COLLEGE CORNER VILLAGE | 354 | 9,366 |
| | BEARFIELD TOWNSHIP | 879 | 17,296 | | EATON CITY | 7,155 | 107,615 |
| | CLAYTON TOWNSHIP | 810 | 12,616 | | ELDORADO VILLAGE | 410 | 7,063 |
| | COAL TOWNSHIP | 996 | 15,374 | | GRATIS VILLAGE | 606 | 8,596 |
| | HARRISON TOWNSHIP | 4,290 | 64,123 | | LEWISBURG VILLAGE | 5,716 | 49,390 |
| | HOPWELL TOWNSHIP | 1,094 | 17,916 | | NEW PARIS VILLAGE | 1,388 | 24,939 |
| | JACKSON TOWNSHIP | 2,107 | 25,667 | | VERONA VILLAGE | 1,307 | 12,951 |
| | MADISON TOWNSHIP | 478 | 8,906 | | WEST ALEXANDRIA VILLAGE | 1,849 | 25,053 |
| | MONDAY CREEK TOWNSHIP | 367 | 5,654 | | WEST ELKTON VILLAGE | 246 | 3,703 |
| | MONROE TOWNSHIP | 7,872 | 34,089 | | WEST MANCHESTER VILLAGE | 401 | 6,657 |
| | PIKE TOWNSHIP | 4,790 | 75,981 | | DIXON TOWNSHIP | 864 | 11,420 |
| | PLEASANT TOWNSHIP | 1,151 | 21,859 | | GASPER TOWNSHIP | 768 | 10,153 |
| | READING TOWNSHIP | 2,483 | 34,995 | | GRATIS TOWNSHIP | 3,306 | 48,446 |
| | SALT LICK TOWNSHIP | 1,127 | 17,378 | | HARRISON TOWNSHIP | 3,654 | 54,265 |
| | THORN TOWNSHIP | 1,931 | 29,986 | | ISRAEL TOWNSHIP | 1,198 | 18,386 |
| | * COUNTY TOTAL * | 115,532 | 1,673,941 | | JACKSON TOWNSHIP | 1,013 | 17,682 |
| | | | | | JEFFERSON TOWNSHIP | 3,025 | 45,727 |
| 065 | PICKAWAY COUNTY | 53,031 | 856,820 | | LANIER TOWNSHIP | 2,968 | 44,680 |
| | ASHVILLE VILLAGE | 1,665 | 40,499 | | MONROE TOWNSHIP | 1,896 | 28,833 |
| | CIRCLEVILLE CITY | 27,604 | 490,930 | | SOMERS TOWNSHIP | 2,486 | 37,743 |
| | COMMERCIAL POINT VILLAGE | REPORT | 3,260 | | TWIN TOWNSHIP | 2,193 | 33,187 |
| | DARBYVILLE VILLAGE | 199 | 2,930 | | WASHINGTON TOWNSHIP | | 66,673 |
| | NEW HOLLAND VILLAGE | 690 | 12,499 | | * COUNTY TOTAL * | 73,014 | 1,148,496 |
| | S BLOOMFIELD VILLAGE | 533 | 8,450 | | | | |
| | TARLTON VILLAGE | 361 | 5,281 | 069 | PUTNAM COUNTY | 46,740 | 690,400 |
| | WILLIAMSPORT VILLAGE | 778 | 16,079 | | BELMORE VILLAGE | 545 | 8,486 |
| | ORIENT VILLAGE | 554 | 5,376 | | CLOVERDALE VILLAGE | 280 | 6,392 |
| | CIRCLEVILLE TOWNSHIP | 11,039 | 159,079 | | COLUMBUS GROVE VILLAGE | 7,165 | 102,327 |
| | DARBY TOWNSHIP | 1,862 | 27,892 | | CONTINENTAL VILLAGE | 1,259 | 33,129 |
| | DEER CREEK TOWNSHIP | 1,860 | 31,828 | | DUPONT VILLAGE | 594 | 10,284 |
| | HARRISON TOWNSHIP | 5,456 | 61,043 | | FORT JENNINGS VILLAGE | 284 | 14,973 |
| | JACKSON TOWNSHIP | 726 | 17,977 | | GILBOA VILLAGE | 235 | 8,156 |
| | MADISON TOWNSHIP | 1,712 | 25,552 | | GLANDORF VILLAGE | 914 | 19,864 |
| | MUNROE TOWNSHIP | 1,358 | 22,541 | | KALIDA VILLAGE | 1,071 | 23,138 |
| | MUHLENBERG TOWNSHIP | 938 | 24,621 | | LEIPSIC VILLAGE | 3,151 | 65,284 |
| | PEDRY TOWNSHIP | 1,633 | 28,755 | | MILLER CITY VILLAGE | 170 | 6,946 |
| | PICKAWAY TOWNSHIP | 3,246 | 72,071 | | OTTAWA VILLAGE | 23,039 | 336,619 |
| | SALT CREEK TOWNSHIP | 1,765 | 26,678 | | OTTOVILLE VILLAGE | 1,173 | 22,715 |
| | SCIOTO TOWNSHIP | 4,705 | 89,119 | | PANDORA VILLAGE | 2,365 | 42,374 |

COUNTY
CODE

NAME

QUARTERLY
PAYMENTREVENUE SHARING DISBURSEMENTS
ALL PAYMENTS
TO DATECOUNTY
CODE

NAME

QUARTERLY
PAYMENTALL PAYMENTS
TO DATE

| | | | | | |
|-------------------------|------------|-----------|-------------------------|---------|-----------|
| 067 LEITCH VILLAGE | 610 | 6,502 | NEW BOSTON VILLAGE | 18,059 | 299,744 |
| LEITCH TOWNSHIP | 1,455 | 22,886 | OTWAY VILLAGE | 307 | 2,725 |
| LEITCH TOWNSHIP | 769 | 22,312 | PORTSMOUTH CITY | 150,542 | 2,259,242 |
| LEITCH TOWNSHIP | 1,039 | 18,575 | RARDEN VILLAGE | 425 | 4,195 |
| LEITCH TOWNSHIP | 1,344 | 27,260 | SOUTH WEBSTER VILLAGE | 1,021 | 16,631 |
| LEITCH TOWNSHIP | 2,201 | 23,066 | BLOOM TOWNSHIP | 2,871 | 47,255 |
| LEITCH TOWNSHIP | 1,764 | 26,756 | BRUSH CREEK TOWNSHIP | 1,190 | 12,951 |
| LEITCH TOWNSHIP | 1,487 | 29,944 | CLAY TOWNSHIP | 3,491 | 53,359 |
| LEITCH TOWNSHIP | 5,656 | 84,884 | GREEN TOWNSHIP | 7,782 | 148,295 |
| LEITCH TOWNSHIP | 2,307 | 40,556 | HARRISON TOWNSHIP | 3,015 | 45,036 |
| LEITCH TOWNSHIP | 976 | 21,944 | JEFFERSON TOWNSHIP | 2,036 | 30,557 |
| LEITCH TOWNSHIP | 3,074 | 47,779 | MADISON TOWNSHIP | 2,247 | 30,996 |
| LEITCH TOWNSHIP | 1,522 | 23,300 | MORGAN TOWNSHIP | 1,078 | 18,502 |
| LEITCH TOWNSHIP | 1,022 | 17,071 | NILE TOWNSHIP | 2,148 | 32,837 |
| LEITCH TOWNSHIP | 1,641 | 24,848 | PORTER TOWNSHIP | 7,413 | 101,783 |
| LEITCH TOWNSHIP | 2,670 | 41,454 | RARDEN TOWNSHIP | 695 | 10,814 |
| * COUNTY TOTAL * | 118,521 | 1,870,224 | RUSH TOWNSHIP | 2,556 | 47,234 |
| 070 RICHLAND COUNTY | | | UNION TOWNSHIP | 2,786 | 39,849 |
| BELLVILLE VILLAGE | 103,190 | 1,824,696 | VALLEY TOWNSHIP | 4,215 | 79,355 |
| RUTLER VILLAGE | 4,966 | 76,834 | VERNON TOWNSHIP | 2,451 | 30,036 |
| LEXINGTON VILLAGE | 975 | 20,418 | * COUNTY TOTAL * | 5,596 | 86,017 |
| LUCAS VILLAGE | 7,179 | 106,633 | 074 SENECA COUNTY | 328,030 | 5,141,371 |
| MANSFIELD CITY | 1,103 | 21,308 | ATTICA VILLAGE | 46,526 | 941,826 |
| PLYMOUTH VILLAGE | 228,205 | 3,528,857 | BETTSVILLE VILLAGE | 4,713 | 27,910 |
| SHELBY CITY | 2,290 | 45,649 | BLOOMVILLE VILLAGE | 171 | 13,125 |
| SMILON VILLAGE | 30,203 | 364,435 | FOSTORIA CITY | 722 | 11,170 |
| ONTARIO VILLAGE | 662 | 10,310 | GREEN SPRINGS VILLAGE | 89,910 | 1,201,957 |
| BLOOMING GROVE TOWNSHIP | 25,351 | 396,982 | NEW RIEGEL VILLAGE | 1,031 | 27,404 |
| RUTLER TOWNSHIP | 856 | 10,272 | REPUBLIC VILLAGE | 1,478 | 10,602 |
| CASS TOWNSHIP | 460 | 23,501 | TIFFIN CITY | 576 | 10,454 |
| FRANKLIN TOWNSHIP | 1,433 | 10,272 | ADAMS TOWNSHIP | 74,598 | 1,317,988 |
| JACKSON TOWNSHIP | 1,332 | 25,993 | BIG SPRING TOWNSHIP | 1,379 | 21,262 |
| JEFFERSON TOWNSHIP | 2,677 | 21,619 | BLOOM TOWNSHIP | 1,608 | 37,047 |
| MADISON TOWNSHIP | 2,902 | 41,444 | CLINTON TOWNSHIP | 1,348 | 24,200 |
| MIDFLIN TOWNSHIP | NO PAY DUE | 42,791 | EDEN TOWNSHIP | 2,457 | 49,908 |
| MONROE TOWNSHIP | 11,997 | 394,766 | HOPEWELL TOWNSHIP | 1,420 | 31,339 |
| PEORY TOWNSHIP | 2,265 | 71,722 | JACKSON TOWNSHIP | 2,448 | 43,592 |
| PLYMOUTH TOWNSHIP | 668 | 39,431 | LIRERTY TOWNSHIP | 1,127 | 25,094 |
| SANDUSKY TOWNSHIP | 1,929 | 10,397 | LOUDON TOWNSHIP | 2,514 | 48,393 |
| SHARON TOWNSHIP | 999 | 28,963 | PLEASANT TOWNSHIP | 1,726 | 31,006 |
| SPRINGFIELD TOWNSHIP | 6,310 | 20,470 | REED TOWNSHIP | 1,409 | 28,226 |
| TROY TOWNSHIP | 6,418 | 106,451 | SCRIPTO TOWNSHIP | 2,860 | 24,044 |
| WASHINGTON TOWNSHIP | 4,382 | 100,340 | SENECA TOWNSHIP | 1,284 | 20,096 |
| WELLER TOWNSHIP | 4,345 | 61,635 | THOMPSON TOWNSHIP | 1,218 | 22,307 |
| WORTHINGTON TOWNSHIP | 1,398 | 100,470 | VENICE TOWNSHIP | 1,209 | 20,365 |
| * COUNTY TOTAL * | 1,944 | 33,885 | * COUNTY TOTAL * | 1,635 | 25,962 |
| 071 WASHINGTON COUNTY | 456,649 | 7,560,013 | 075 SHELBY COUNTY | 245,367 | 4,015,277 |
| ANN VILLAGE | 70,205 | 1,499,193 | ANNA VILLAGE | 90,160 | 1,165,637 |
| JOSE VILLAGE | 815 | 7,617 | BOTKINS VILLAGE | 694 | 10,151 |
| LOTHIE CITY | 3,076 | 31,787 | FORT LORAMIE VILLAGE | 906 | 21,186 |
| CLARKSBURG VILLAGE | 117,394 | 1,971,535 | JACKSON CENTER VILLAGE | 818 | 14,888 |
| FRANKFORT VILLAGE | 1,133 | 10,611 | KETTLERSVILLE VILLAGE | 5,800 | 63,755 |
| KINGSTON VILLAGE | 907 | 14,198 | LOCKINGTON CORPORATION | 209 | 3,337 |
| SOUTH SALEN VILLAGE | 1,515 | 34,822 | PORT JEFFERSON VILLAGE | 327 | 4,585 |
| BUCKSKIN TOWNSHIP | 169 | 2,636 | SIDNEY CITY | 88,584 | 5,218 |
| COLERAIN TOWNSHIP | 1,098 | 18,035 | RUSSIA VILLAGE | 348 | 1,242,865 |
| CONCORD TOWNSHIP | 1,048 | 14,908 | CLINTON TOWNSHIP | 8,574 | 1,044 |
| DEERFIELD TOWNSHIP | 2,283 | 34,288 | CYNTHIAN TOWNSHIP | 1,191 | 115,056 |
| FRANKLIN TOWNSHIP | 1,142 | 21,733 | DINSMORE TOWNSHIP | 2,160 | 26,909 |
| GREEN TOWNSHIP | 1,674 | 37,248 | FRANKLIN TOWNSHIP | 1,031 | 33,108 |
| HARRISON TOWNSHIP | 2,623 | 22,410 | GREEN TOWNSHIP | 690 | 15,745 |
| HUNTINGTON TOWNSHIP | 652 | 10,597 | JACKSON TOWNSHIP | 1,711 | 10,850 |
| JEFFERSON TOWNSHIP | 3,250 | 50,243 | LOREAN TOWNSHIP | 1,582 | 25,833 |
| LIBERTY TOWNSHIP | 745 | 15,647 | MCLEAN TOWNSHIP | 1,895 | 23,886 |
| PAINT TOWNSHIP | 1,519 | 28,429 | ORANGE TOWNSHIP | 843 | 28,851 |
| PAXTON TOWNSHIP | 844 | 13,812 | SALEM TOWNSHIP | 871 | 12,818 |
| SCIOTO TOWNSHIP | 1,134 | 26,431 | TURTLE CREEK TOWNSHIP | 1,265 | 17,142 |
| SPRINGFIELD TOWNSHIP | 13,344 | 215,642 | VAN BUREN TOWNSHIP | 1,149 | 19,422 |
| TWIN TOWNSHIP | 1,177 | 18,484 | WASHINGTON TOWNSHIP | 1,221 | 18,978 |
| UNION TOWNSHIP | 1,795 | 26,329 | * COUNTY TOTAL * | 946 | 20,160 |
| * COUNTY TOTAL * | 3,918 | 64,675 | 076 STARK COUNTY | 213,176 | 2,915,894 |
| SANDUSKY COUNTY | 233,460 | 4,191,310 | ALLIANCE CITY | 320,145 | 4,568,917 |
| BURGON VILLAGE | 84,053 | 1,244,410 | BEACH CITY VILLAGE | 59,669 | 1,074,290 |
| CLYDE VILLAGE | 174 | 2,622 | BREWSTER VILLAGE | 1,004 | 14,842 |
| FREMONT CITY | 26,445 | 323,497 | CANAL FULTON VILLAGE | 5,268 | 89,337 |
| GIBSONBURG VILLAGE | 67,858 | 1,099,549 | CANTON CITY | 1,933 | 30,061 |
| HELENA VILLAGE | 7,271 | 91,123 | EAST CANTON VILLAGE | 502,404 | 7,721,506 |
| LINOSEY VILLAGE | 237 | 5,671 | EAST SPARTA VILLAGE | 4,094 | 60,909 |
| WOODVILLE VILLAGE | 518 | 9,954 | HARTVILLE VILLAGE | 790 | 12,139 |
| RAILVILLE TOWNSHIP | 1,747 | 25,722 | HILLS AND DALES VILLAGE | 6,002 | 74,216 |
| GREEN CREEK TOWNSHIP | 4,490 | 70,322 | LIMAVILLE VILLAGE | 1,137 | 22,165 |
| JACKSON TOWNSHIP | 6,897 | 115,534 | LOUISVILLE CITY | 251 | 4,133 |
| MADISON TOWNSHIP | 2,578 | 38,727 | MAGNOLIA VILLAGE | 14,712 | 209,829 |
| NICE TOWNSHIP | 3,362 | 51,105 | MASSILLON CITY | 1,178 | 15,553 |
| WILEY TOWNSHIP | 762 | 11,754 | MEYERS LAKE VILLAGE | 77,828 | 1,289,948 |
| ANDUSKY TOWNSHIP | 1,574 | 29,688 | MINERVA VILLAGE | 143 | 3,576 |
| COTT TOWNSHIP | 3,972 | 64,462 | NAVARRE VILLAGE | 8,493 | 104,288 |
| OSSEND TOWNSHIP | 1,193 | 17,440 | NORTH CANTON CITY | 2,802 | 52,311 |
| WASHINGTON TOWNSHIP | 1,224 | 24,152 | WAYNESBURG VILLAGE | 29,333 | 411,933 |
| WOODVILLE TOWNSHIP | 1,902 | 34,181 | WILMOT VILLAGE | 1,814 | 19,060 |
| JACK TOWNSHIP | 2,809 | 43,756 | BETHLEHEM TOWNSHIP | 341 | 5,279 |
| * COUNTY TOTAL * | 1,678 | 27,203 | CANTON TOWNSHIP | 3,962 | 58,013 |
| 072 | 220,744 | 3,332,872 | | 19,032 | 344,445 |
| 106,101 | | 1,733,950 | | | |

REVENUE SHARING DISBURSEMENTS

| COUNTY CODE | NAME | QUARTERLY PAYMENT | ALL PAYMENTS TO DATE | COUNTY CODE | NAME | QUARTERLY PAYMENT | ALL PAYMENTS TO DATE |
|-------------|--------------------------|-------------------|----------------------|-------------|---------------------------|-------------------|----------------------|
| | JACKSON TOWNSHIP | 17,347 | 270,506 | | GNADENHUTTEN VILLAGE | 8,149 | 129,936 |
| | LAKE TOWNSHIP | 11,897 | 168,661 | | MIDVALE VILLAGE | 1,354 | 22,501 |
| | LAWRENCE TOWNSHIP | 6,661 | 94,183 | | MINERAL CITY VILLAGE | 1,035 | 19,536 |
| | LEXINGTON TOWNSHIP | 5,662 | 81,791 | | NEWCOMERTOWN VILLAGE | 16,802 | 274,950 |
| | MARLBORO TOWNSHIP | 3,464 | 44,576 | | NEW PHILADELPHIA CITY | 73,110 | 1,096,283 |
| | NIHISHILLEN TOWNSHIP | 8,661 | 130,521 | | PARRAL VILLAGE | 224 | 3,433 |
| | OSNABURG TOWNSHIP | 4,954 | 76,694 | | PORT WASHINGTON VILLAGE | 2,277 | 43,043 |
| | PARIS TOWNSHIP | 5,126 | 74,887 | | ROSWELL VILLAGE | 261 | 6,007 |
| | PERRY TOWNSHIP | 25,065 | 385,315 | | STONE CREEK VILLAGE | 277 | 4,120 |
| | PIKE TOWNSHIP | 3,390 | 51,194 | | STRASBURG VILLAGE | 2,581 | 45,166 |
| | PLAIN TOWNSHIP | 39,985 | 602,264 | | SUGARCREEK VILLAGE | 9,715 | 159,943 |
| | SANDY TOWNSHIP | 3,346 | 51,957 | | TUSCARAWAS VILLAGE | 2,078 | 31,079 |
| | SUGAR CREEK TOWNSHIP | 5,075 | 77,692 | | UMRICHSVILLE CITY | 21,862 | 360,714 |
| | TUSCARAWAS TOWNSHIP | 5,693 | 87,308 | | ZOAR VILLAGE | 238 | 3,164 |
| | WASHINGTON TOWNSHIP | 4,445 | 67,387 | | AUBURN TOWNSHIP | 570 | 10,074 |
| | * COUNTY TOTAL * | 1,213,166 | 18,554,686 | | BUCKS TOWNSHIP | 958 | 15,484 |
| 077 | SUMMIT COUNTY | 636,397 | 9,655,720 | | CLAY TOWNSHIP | 1,740 | 27,943 |
| | AKRON CITY | 1,087,613 | 16,908,329 | | DOVER TOWNSHIP | 11,420 | 183,657 |
| | BARRERTON CITY | 96,395 | 1,784,376 | | FAIRFIELD TOWNSHIP | 927 | 12,528 |
| | ROSTON HEIGHTS VILLAGE | 2,020 | 23,957 | | FRANKLIN TOWNSHIP | 2,638 | 38,587 |
| | CLINTON VILLAGE | 1,083 | 19,498 | | GOSHEN TOWNSHIP | 4,260 | 64,765 |
| | CUYAMOGA FALLS CITY | 103,195 | 1,684,366 | | JEFFERSON TOWNSHIP | 657 | 19,062 |
| | HUNSON VILLAGE | 3,753 | 51,325 | | LAWRENCE TOWNSHIP | 1,773 | 27,740 |
| | LAKEMORE VILLAGE | 5,359 | 48,871 | | MILL TOWNSHIP | 7,454 | 110,343 |
| | MUGADORE VILLAGE | 10,827 | 144,321 | | OXFORD TOWNSHIP | 4,041 | 63,759 |
| | MUNHOE FALLS VILLAGE | 5,322 | 83,477 | | PERRY TOWNSHIP | 258 | 3,973 |
| | NORTHFIELD VILLAGE | 4,404 | 134,804 | | RUSH TOWNSHIP | 1,444 | 16,404 |
| | PENINSULA VILLAGE | 659 | 18,075 | | SALEM TOWNSHIP | 1,124 | 19,710 |
| | REMINDEVILLE VILLAGE | 324 | 5,753 | | SANDY TOWNSHIP | 2,111 | 30,913 |
| | SILVER LAKE VILLAGE | 2,931 | 45,842 | | SUGAR CREEK TOWNSHIP | 2,438 | 38,423 |
| | TALLMADGE CITY | 29,688 | 447,152 | | UNION TOWNSHIP | 1,045 | 15,942 |
| | TWINSBURG CITY | 39,900 | 563,830 | | WARREN TOWNSHIP | 897 | 12,720 |
| | STOW CITY | 59,168 | 686,687 | | WARWICK TOWNSHIP | 2,098 | 32,078 |
| | FAIRLAWN CITY | 8,413 | 123,956 | | WASHINGTON TOWNSHIP | 918 | 16,229 |
| | NORTON CITY | 15,550 | 262,614 | | WAYNE TOWNSHIP | 1,449 | 28,186 |
| | MACEDONIA CITY | 11,656 | 179,686 | | YORK TOWNSHIP | 902 | 13,658 |
| | RICHFIELD VILLAGE | 18,479 | 250,682 | | * COUNTY TOTAL * | 343,713 | 5,592,052 |
| | BATH TOWNSHIP | 6,426 | 96,210 | 080 | UNION COUNTY | 36,073 | 532,650 |
| | BOSTON TOWNSHIP | 1,806 | 26,908 | | MAGNETIC SPRINGS VILLAGE | 888 | 4,443 |
| | COPLEY TOWNSHIP | 12,874 | 188,727 | | MARYSVILLE VILLAGE | 20,102 | 255,701 |
| | COVENTRY TOWNSHIP | 10,900 | 169,498 | | MILFORD CENTER VILLAGE | 706 | 14,044 |
| | FRANKLIN TOWNSHIP | 13,504 | 194,476 | | RICHWOOD VILLAGE | 2,132 | 39,053 |
| | GREEN TOWNSHIP | 12,598 | 175,042 | | UNIONVILLE CENTER VILLAGE | 215 | 3,243 |
| | HUDSON TOWNSHIP | 7,446 | 92,239 | | ALLEN TOWNSHIP | 523 | 7,844 |
| | NORTHAMPTON TOWNSHIP | 9,688 | 122,472 | | CLAIBOURNE TOWNSHIP | 2,657 | 40,060 |
| | NORTHFIELD CENTER TWP | 3,610 | 55,286 | | DARBY TOWNSHIP | 1,029 | 15,434 |
| | RICHFIELD TOWNSHIP | 4,052 | 62,511 | | DOVER TOWNSHIP | 810 | 12,147 |
| | SARATOGUE HILLS TOWNSHIP | 5,246 | 84,561 | | JACKSON TOWNSHIP | 523 | 7,844 |
| | SPRINGFIELD TOWNSHIP | 17,910 | 324,150 | | JEROME TOWNSHIP | 2,111 | 31,891 |
| | TWINSBURG TOWNSHIP | 2,186 | 71,392 | | LEESBURG TOWNSHIP | 1,036 | 15,525 |
| | * COUNTY TOTAL * | 2,301,392 | 34,786,793 | | LIBERTY TOWNSHIP | 943 | 14,451 |
| 078 | TRUMBULL COUNTY | 210,775 | 3,251,681 | | MILLCREEK TOWNSHIP | 530 | 7,946 |
| | CORTLAND VILLAGE | 2,103 | 32,031 | | PARIS TOWNSHIP | 3,539 | 84,068 |
| | GIRARD CITY | 26,882 | 497,036 | | TAYLOR TOWNSHIP | 788 | 11,787 |
| | HURBAN CITY | 10,356 | 143,541 | | UNION TOWNSHIP | 1,382 | 20,721 |
| | MCDONALD VILLAGE | 19,487 | 280,304 | | WASHINGTON TOWNSHIP | 518 | 8,872 |
| | NEWTON FALLS CITY | 9,329 | 141,220 | | YORK TOWNSHIP | 732 | 11,341 |
| | MILES CITY | 58,565 | 848,572 | | * COUNTY TOTAL * | 77,237 | 1,149,065 |
| | ORANGEVILLE VILLAGE | 222 | 3,396 | 081 | VAN WERT COUNTY | 43,427 | 623,242 |
| | WARREN CITY | 171,312 | 2,477,748 | | CONVOY VILLAGE | 1,009 | 17,085 |
| | WEST FARMINGTON VILLAGE | 543 | 8,252 | | ELGIN VILLAGE | 73 | 1,489 |
| | YANKEE LAKE VILLAGE | NO PAY DUE | 392 | | MIDDLEPOINT VILLAGE | NO PAY DUE | 9,571 |
| | HAZETTA TOWNSHIP | 5,841 | 88,913 | | OHIO CITY VILLAGE | 683 | 14,835 |
| | BLOOMFIELD TOWNSHIP | 865 | 14,248 | | SCOTT VILLAGE | 274 | 4,755 |
| | BRACEVILLE TOWNSHIP | 2,432 | 40,239 | | VAN WERT CITY | 46,450 | 771,329 |
| | BRISTOL TOWNSHIP | 2,106 | 30,806 | | VENEDOCIA VILLAGE | 348 | 2,615 |
| | BROOKFIELD TOWNSHIP | 8,457 | 124,163 | | WILLSHIRE VILLAGE | 519 | 13,000 |
| | CHAMPION TOWNSHIP | 7,016 | 118,615 | | WREN VILLAGE | 149 | 4,244 |
| | FARMINGTON TOWNSHIP | 1,252 | 19,026 | | HARRISON TOWNSHIP | 761 | 13,590 |
| | FOWLER TOWNSHIP | 2,117 | 33,432 | | HOAGLIN TOWNSHIP | 439 | 7,822 |
| | GREENE TOWNSHIP | 731 | 11,127 | | JACKSON TOWNSHIP | 633 | 18,005 |
| | GUSTAVUS TOWNSHIP | 839 | 12,785 | | JENNINGS TOWNSHIP | 699 | 12,411 |
| | HARTFORD TOWNSHIP | 1,745 | 28,032 | | LIBERTY TOWNSHIP | 1,355 | 20,557 |
| | HOWLAND TOWNSHIP | 35,558 | 568,099 | | PLEASANT TOWNSHIP | 7,072 | 111,887 |
| | HURBAN TOWNSHIP | 13,788 | 207,338 | | RIDGE TOWNSHIP | 1,393 | 24,797 |
| | JOHNSTON TOWNSHIP | 1,274 | 19,463 | | TULLY TOWNSHIP | 1,543 | 23,424 |
| | KINSMAN TOWNSHIP | 1,718 | 29,214 | | UNION TOWNSHIP | 1,017 | 19,436 |
| | LIBERTY TOWNSHIP | 22,026 | 337,855 | | WASHINGTON TOWNSHIP | 3,337 | 56,563 |
| | LORDSTOWN TOWNSHIP | 14,937 | 191,880 | | WILLSHIRE TOWNSHIP | 1,535 | 23,339 |
| | MECCA TOWNSHIP | 1,420 | 21,618 | | YORK TOWNSHIP | 641 | 12,801 |
| | MESOPOTAMIA TOWNSHIP | 2,024 | 34,082 | | * COUNTY TOTAL * | 113,357 | 1,806,797 |
| | NEWTON TOWNSHIP | 7,276 | 110,790 | 082 | VINTON COUNTY | 24,590 | 350,566 |
| | SOUTHINGTON TOWNSHIP | 3,173 | 47,435 | | HARDEN VILLAGE | 805 | 12,123 |
| | VERNON TOWNSHIP | 1,113 | 16,948 | | MCCARTHUR VILLAGE | 1,432 | 22,054 |
| | VIENNA TOWNSHIP | 3,620 | 53,552 | | WILKESVILLE VILLAGE | 577 | 4,306 |
| | WARREN TOWNSHIP | 37,974 | 573,944 | | ZALESKI VILLAGE | 596 | 9,484 |
| | WEATHERSFIELD TOWNSHIP | 27,280 | 392,868 | | BROWN TOWNSHIP | 236 | 3,559 |
| | * COUNTY TOTAL * | 716,154 | 10,810,645 | | CLINTON TOWNSHIP | 1,539 | 23,167 |
| 079 | TUSCARAWAS COUNTY | 85,293 | 1,513,596 | | EAGLE TOWNSHIP | 289 | 5,502 |
| | BALTIM VILLAGE | 1,079 | 19,275 | | ELK TOWNSHIP | 2,017 | 28,829 |
| | HARDMILL VILLAGE | 279 | 4,289 | | HARRISON TOWNSHIP | 601 | 9,056 |
| | ROLIVAR VILLAGE | 1,364 | 20,111 | | JACKSON TOWNSHIP | 370 | 11,319 |
| | DENNISON VILLAGE | 12,415 | 189,476 | | KNOX TOWNSHIP | 771 | 3,868 |
| | DOVER CITY | 52,172 | 843,192 | | MADISON TOWNSHIP | 553 | 8,312 |

OFFICE OF REVENUE SHARING

REVENUE SHARING DISBURSEMENTS

| COUNTY CODE | NAME | QUARTERLY PAYMENT | ALL PAYMENTS TO DATE | COUNTY CODE | NAME | QUARTERLY PAYMENT | ALL PAYMENTS TO DATE |
|-----------------------|------------------------|-------------------|----------------------|---------------------|-------------------------|-------------------|----------------------|
| | RICHLAND TOWNSHIP | | | | * COUNTY TOTAL * | | |
| | SABIN TOWNSHIP | 1,047 | 19,419 | | | | |
| | VINTON TOWNSHIP | 460 | 7,450 | | | 323,933 | 4,560,415 |
| | WILKESVILLE TOWNSHIP | 360 | 5,535 | | | | |
| | COUNTY TOTAL * | 1,294 | 21,895 | 086 WILLIAMS COUNTY | | 49,798 | 693,251 |
| | | 37,537 | 545,444 | | ALVORDTOWN VILLAGE | 289 | 4,442 |
| | | | | | ALAKESLEF VILLAGE | 132 | 2,056 |
| | ADAMEN COUNTY | | | | ARYAN CITY | 39,920 | 608,339 |
| | HUTLERVILLE VILLAGE | 85,719 | 1,170,105 | | EDGERTON VILLAGE | 6,103 | 64,141 |
| | CHAMAIN VILLAGE | 159 | 2,555 | | EDON VILLAGE | 660 | 10,835 |
| | FRANKLIN CITY | 259 | 4,332 | | MONTPELIER VILLAGE | 15,205 | 238,899 |
| | MAYVEYSBURG VILLAGE | 18,689 | 279,755 | | PIONEER VILLAGE | 1,468 | 21,409 |
| | LEBANON CITY | 381 | 6,093 | | STRYKER VILLAGE | 6,759 | 106,368 |
| | MAINEVILLE VILLAGE | 18,879 | 264,072 | | WEST UNITY VILLAGE | 9,245 | 145,091 |
| | MASON VILLAGE | 259 | 4,169 | | BRADY TOWNSHIP | 2,005 | 31,163 |
| | MORROW VILLAGE | 15,343 | 158,069 | | BRIDGEWATER TOWNSHIP | 875 | 18,206 |
| | PLEASANT PLAIN VILLAGE | 1,588 | 25,822 | | CENTER TOWNSHIP | 2,021 | 30,991 |
| | SOUTH LEBANON VILLAGE | 174 | 2,794 | | FLORENCE TOWNSHIP | 1,592 | 32,255 |
| | SPRINGBORO VILLAGE | 2,298 | 37,327 | | MADISON TOWNSHIP | 2,123 | 28,451 |
| | WAYNESVILLE VILLAGE | 2,786 | 36,870 | | MILL CREEK TOWNSHIP | 1,724 | 25,261 |
| | CAPLISLE VILLAGE | 1,345 | 20,721 | | NORTHWEST TOWNSHIP | 838 | 12,894 |
| | CLEAR CREEK TOWNSHIP | 3,012 | 47,959 | | PULASKI TOWNSHIP | 1,175 | 20,157 |
| | DEERFIELD TOWNSHIP | 8,425 | 112,638 | | ST JOSEPH TOWNSHIP | 2,242 | 33,772 |
| | FRANKLIN TOWNSHIP | 9,781 | 153,562 | | SPRINGFIELD TOWNSHIP | 2,433 | 37,860 |
| | HAMILTON TWP | 18,570 | 288,498 | | SUPERIOR TOWNSHIP | 1,874 | 29,287 |
| | HARLAN TOWNSHIP | 4,216 | 64,739 | | * COUNTY TOTAL * | 4,422 | 68,104 |
| | HASSIE TOWNSHIP | 2,088 | 34,757 | | | 152,913 | 2,253,231 |
| | SALEM TOWNSHIP | 840 | 13,441 | | | | |
| | TURTLE CREEK TOWNSHIP | 3,218 | 49,699 | 087 WOOD COUNTY | | 104,903 | 1,610,517 |
| | UNION TOWNSHIP | 5,034 | 104,495 | | BAIRDSTOWN VILLAGE | 119 | 2,246 |
| | WASHINGTON TOWNSHIP | 3,758 | 60,239 | | BLOOMDALE VILLAGE | 880 | 17,513 |
| | WAYNE TOWNSHIP | 1,119 | 16,783 | | BOWLING GREEN CITY | 78,394 | 1,126,540 |
| | * COUNTY TOTAL * | 4,026 | 64,224 | | BRADNER VILLAGE | 1,978 | 24,968 |
| | | 211,886 | 3,025,718 | | CUSTAR VILLAGE | 241 | 3,804 |
| 084 WASHINGTON COUNTY | | | | | CYGNET VILLAGE | 547 | 8,049 |
| | HELPRE CITY | 89,365 | 1,241,814 | | GRAND RAPIDS VILLAGE | 1,634 | 29,900 |
| | BEVERLY VILLAGE | 6,917 | 143,369 | | HASKINS VILLAGE | 502 | 9,040 |
| | LOWELL VILLAGE | 2,114 | 39,575 | | HOYTVILLE VILLAGE | 350 | 5,156 |
| | LOWER SALEM VILLAGE | 697 | 14,261 | | JERRY CITY VILLAGE | 407 | 6,010 |
| | MACKSBURG VILLAGE | 184 | 3,617 | | LUCKEY VILLAGE | 1,131 | 21,603 |
| | MARIETTA CITY | 217 | 3,804 | | MILLRURY VILLAGE | 847 | 20,158 |
| | MATAMORAS VILLAGE | 73,719 | 1,005,190 | | MILTON CENTER VILLAGE | 210 | 3,116 |
| | ADAMS TOWNSHIP | 770 | 12,835 | | NORTH BALTIMORE VILLAGE | 3,854 | 57,233 |
| | AURELIUS TOWNSHIP | 1,577 | 24,146 | | PEMBERVILLE VILLAGE | 1,086 | 15,511 |
| | BARLOW TOWNSHIP | 1,176 | 8,259 | | PERRYSBURG CITY | 15,909 | 245,213 |
| | HELPRE TOWNSHIP | 8,214 | 124,352 | | PORTAGE VILLAGE | 429 | 6,320 |
| | DECATUR TOWNSHIP | 820 | 15,080 | | RISING SUN VILLAGE | 634 | 10,854 |
| | SHAM TOWNSHIP | 1,304 | 18,938 | | ROSSFORD CITY | 12,350 | 361,210 |
| | FIELD TOWNSHIP | 494 | 10,061 | | TONTOGANY VILLAGE | 361 | 6,275 |
| | ING TOWNSHIP | 696 | 10,795 | | WALBRIDGE VILLAGE | 6,570 | 84,987 |
| | NOVIEW TOWNSHIP | 1,678 | 24,938 | | WAYNE VILLAGE | 953 | 16,786 |
| | INDEPENDENCE TOWNSHIP | 428 | 20,734 | | WEST MILLGROVE VILLAGE | 185 | 2,745 |
| | LAWRENCE TOWNSHIP | REPORT | 8,017 | | WESTON VILLAGE | 3,047 | 42,815 |
| | LIRERTY TOWNSHIP | 433 | 6,686 | | NORTHWOOD VILLAGE | 15,234 | 265,188 |
| | LUOLOW TOWNSHIP | 337 | 5,209 | | BLOOM TOWNSHIP | 2,614 | 38,720 |
| | MARIETTA TOWNSHIP | 2,846 | 45,306 | | CENTER TOWNSHIP | 516 | 22,756 |
| | MUSKINGUM TOWNSHIP | 3,136 | 48,006 | | FREEDOM TOWNSHIP | 1,973 | 30,010 |
| | NEWPORT TOWNSHIP | REPORT | 19,091 | | GRAND RAPIDS TOWNSHIP | 1,337 | 19,719 |
| | PALMER TOWNSHIP | 398 | 5,524 | | HENRY TOWNSHIP | 3,224 | 48,350 |
| | SALEM TOWNSHIP | 821 | 12,681 | | JACKSON TOWNSHIP | 908 | 13,077 |
| | WARREN TOWNSHIP | 10,353 | 162,380 | | LAKE TOWNSHIP | 8,366 | 121,212 |
| | WATERFORD TOWNSHIP | 4,853 | 107,752 | | LIBERTY TOWNSHIP | 1,423 | 20,607 |
| | WATERTOWN TOWNSHIP | 1,072 | 20,434 | | MIDDLETON TOWNSHIP | 2,082 | 31,437 |
| | WESLEY TOWNSHIP | 1,057 | 12,289 | | MILTON TOWNSHIP | 1,169 | 17,234 |
| | * COUNTY TOTAL * | 215,676 | 3,207,280 | | MONTGOMERY TOWNSHIP | 3,629 | 54,262 |
| 085 WAYNE COUNTY | | | | | PERRY TOWNSHIP | 1,400 | 21,191 |
| | APPLE CREEK VILLAGE | 111,818 | 1,420,136 | | PERRYSBURG TOWNSHIP | 28,542 | 146,197 |
| | BURBANK VILLAGE | 986 | 10,945 | | PLAIN TOWNSHIP | 1,768 | 26,227 |
| | CONGRESS VILLAGE | 297 | 4,496 | | PORTAGE TOWNSHIP | 1,446 | 21,187 |
| | CRESTON VILLAGE | 516 | 2,604 | | TROY TOWNSHIP | 2,722 | 40,977 |
| | DALTON VILLAGE | 2,079 | 33,844 | | WASHINGTON TOWNSHIP | 1,125 | 16,587 |
| | DOYLESTOWN VILLAGE | 3,088 | 49,446 | | WEBSTER TOWNSHIP | 939 | 15,370 |
| | FREDERICKSBURG VILLAGE | 3,301 | 54,367 | | WESTON TOWNSHIP | 1,589 | 23,928 |
| | MARSHALLVILLE VILLAGE | 737 | 18,131 | | * COUNTY TOTAL * | 319,531 | 4,733,195 |
| | MOUNT EATON VILLAGE | 584 | 9,653 | | | | |
| | OHRVILLE CITY | 1,295 | 8,156 | 088 WYANDOT COUNTY | | 26,013 | 417,265 |
| | HITTMAN CITY | 34,298 | 468,810 | | CAREY VILLAGE | 9,855 | 150,345 |
| | SHREVE VILLAGE | 25,357 | 385,372 | | HARPSTER VILLAGE | 365 | 7,095 |
| | SMITHVILLE VILLAGE | 4,753 | 73,603 | | KIRBY VILLAGE | 259 | 2,717 |
| | WEST SALEM VILLAGE | 2,963 | 46,579 | | MARSEILLES VILLAGE | 127 | 1,947 |
| | WOOSTER CITY | 1,480 | 35,539 | | NEVADA VILLAGE | 818 | 22,098 |
| | HAIGHMAN TOWNSHIP | 70,058 | 1,059,717 | | SYCAMORE VILLAGE | 986 | 17,867 |
| | CANAAN TOWNSHIP | 6,573 | 65,876 | | UPPER SANDUSKY CITY | 21,840 | 379,237 |
| | CHESTER TOWNSHIP | 3,150 | 46,285 | | WHARTON VILLAGE | 398 | 5,944 |
| | CHIPPewa TOWNSHIP | 1,837 | 27,871 | | ANTRIM TOWNSHIP | 1,126 | 17,171 |
| | CLINTON TOWNSHIP | 6,510 | 94,832 | | CRANE TOWNSHIP | 5,498 | 49,347 |
| | CONGRESS TOWNSHIP | 2,317 | 35,829 | | CRAWFORD TOWNSHIP | 3,941 | 60,047 |
| | EAST UNION TOWNSHIP | 2,353 | 35,369 | | EDEN TOWNSHIP | 833 | 15,877 |
| | FRANKLIN TOWNSHIP | 5,059 | 79,997 | | JACKSON TOWNSHIP | 512 | 9,190 |
| | GREEN TOWNSHIP | 1,862 | 28,251 | | MARSEILLES TOWNSHIP | 411 | 6,348 |
| | MILTON TOWNSHIP | 7,871 | 120,144 | | MIFFLIN TOWNSHIP | 493 | 14,465 |
| | PAINT TOWNSHIP | 7,280 | 111,616 | | PITT TOWNSHIP | 783 | 12,627 |
| | PLAIN TOWNSHIP | 1,766 | 24,644 | | RIDGE TOWNSHIP | 847 | 18,996 |
| | SALT CREEK TOWNSHIP | 1,684 | 26,568 | | SALEM TOWNSHIP | 399 | 6,086 |
| | CREEK TOWNSHIP | 1,751 | 26,512 | | SYCAMORE TOWNSHIP | 713 | 13,058 |
| | TOWNSHIP | 4,045 | 61,093 | | TYHOCTEE TOWNSHIP | 1,387 | 21,987 |
| | | 3,017 | 45,775 | | * COUNTY TOTAL * | 810 | 15,709 |
| | | 3,253 | 49,355 | | | 76,414 | 1,265,423 |

OFFICE OF REVENUE SHARING

36 OHIO

PAGE 193

REVENUE SHARING DISBURSEMENTS

| COUNTY CODE | NAME | QUARTERLY PAYMENT | ALL PAYMENTS TO DATE | COUNTY CODE | NAME | QUARTERLY PAYMENT | ALL PAYMENTS TO DATE |
|-------------------|------|----------------------|-------------------------|----------------|------|----------------------|-------------------------|
| ** STATE TOTAL ** | | 64,857,949 | 1,008,540,496 | | | | |
| NUMBER PAID | | 2,317 | | | | | |

----- GOVERNMENTS NOT PAID -----

| REASON | NUMBER | AMOUNT |
|----------------|--------|--------|
| REPORT | 15 | 59,919 |
| DUE TRUST FUND | 2 | |
| URS HOLD | 1 | |
| WAIVED | 0 | |
| NO PAY DUE | 10 | |
| *TOTAL* | 28 | 59,919 |