

**The original documents are located in Box 133, folder “Federal Outlays to the States - Reagan Proposal (2)” of the L. William Seidman Files at the Gerald R. Ford Presidential Library.**

### **Copyright Notice**

The copyright law of the United States (Title 17, United States Code) governs the making of photocopies or other reproductions of copyrighted material. Gerald R. Ford donated to the United States of America his copyrights in all of his unpublished writings in National Archives collections. Works prepared by U.S. Government employees as part of their official duties are in the public domain. The copyrights to materials written by other individuals or organizations are presumed to remain with them. If you think any of the information displayed in the PDF is subject to a valid copyright claim, please contact the Gerald R. Ford Presidential Library.

## CALIFORNIA

### EXPLANATION OF ANALYSIS

The attached analysis of programs definitely or probably affected by Ronald Reagan's proposed \$90 billion budget reduction plan utilized actual Federal outlays for the state for Federal fiscal year 1975.

Several additional observations also are warranted:

- a. Reagan's proposal has been "floated" but not released, consequently the specifics which are necessary for a thorough and accurate analysis are non-existent.
- b. Our understanding of the proposal's elements is based on news articles such as those authored by Stout, Ottenad, and Buchanan.
- c. Actual Federal outlays to the states for FY '76 will not be available for almost another 12 months, therefore Reagan's plan has been evaluated on the basis of its apparent impact on the FY '75 disbursements.

Using the conclusions of the aforementioned writers, programs which would appear to have been affected by the Reagan proposal would have totalled \$3,385,183,000. This total amount might be broken down into the following two categories:

1. Programs terminated or drastically altered: \$824,690,000
2. Programs probably affected in whole or in part: \$2,560,493,000

Those programs that would appear to be directly impacted on (item #1 immediately above) are indicated with an asterisk (\*).

Attachment




ACTUAL FEDERAL OUTLAYS TO  
CALIFORNIA FOR FISCAL YEAR 1975

---

I. EDUCATION, MANPOWER & SOCIAL SERVICES

Department of Health, Education & Welfare


| <u>Amount</u>               | <u>Program Category</u>                                  |
|-----------------------------|--|
| \$ 2,257,000                | Child Development -- Child Welfare R & D Grants          |
| * 31,986,000                | Child Development -- Head Start                          |
| 4,515,000                   | Educ. Depriv. Children -- Urban & Rural School Grants    |
| 2,026,000                   | Educ. Depriv. Children -- Handicapped                    |
| 1,632,000                   | Educ. Depriv. Children -- In State Institutions          |
| 1,536,000                   | Educ. Depriv. Children -- State Administration           |
| 17,007,000                  | Educ. Depriv. Children -- Migrants                       |
| 128,062,000                 | Educ. Depriv. Children -- LEAS                           |
| 2,957,000                   | Upward Bound   |
| (\$191,978,000 - SUB-TOTAL) |  |
|                             |  |
| \$ 4,089,000                | Crippled Children Services, HSA                          |
| 9,279,000                   | Handicap. Pre-School & School Programs                   |
| 1,448,000                   | Handicap. Teacher Education                              |
| 753,000                     | Handicap. Early Childhood Assistance                     |
| 1,348,000                   | Handicap. Innov. Programs -- Deaf & Blind                |
| 611,000                     | Handicap. Regional Resource Center                       |
| 790,000                     | Handicap. Research and Demonstration                     |
| (\$ 18,318,000 - SUB-TOTAL) |  |
|                             |  |
| \$ 336,000                  | Higher Educ. -- Land Grant Colleges & Univ.              |
| 400,000                     | Higher Educ. -- Strengthening & Develop. Instit.         |
| 289,000                     | Higher Educ. -- State Post-Secondary Educ.               |
| 26,372,000                  | Higher Educ. -- Work Study                               |
| 502,000                     | Higher Educ. -- Cooperative Educ.                        |
| 554,000                     | Higher Educ. -- Graduate Facilities                      |
| 72,000                      | Higher Educ. -- OE                                       |
| 138,000                     | Higher Educ. -- Personnel Dev. Short Term Training       |
| 41,000                      | Higher Educ. -- Personnel Fellowships OE                 |
| 2,104,000                   | Special Services -- Disadv. Students in Higher Education |
| (\$ 30,808,000 - SUB-TOTAL) |  |



I. EDUCATION, MANPOWER & SOCIAL SERVICES (Continued)

Department of Health, Education & Welfare (Cont'd)

| <u>Amount (cont'd)</u>      | <u>Program Category (cont'd)</u>                                       |
|-----------------------------|--|
| \$ 997,000                  | Career Education Grants  |
| 20,000                      | Cuban Education -- Student Loans                                       |
| 364,000                     | National Def. Stud. Loan Cancell.                                      |
| 34,074,000                  | National Direct Student Loans  |
| 76,000                      | National Def. Educ. Act to Instit.                                     |
| 12,792,000                  | Student Loans Insurance Fund   |
| 16,000                      | Student Loans Insurance  |
| 27,995,000                  | Supplementary Educ. Oppor. Grants                                      |
| 12,923,000                  | Basic Educ. Oppor. Grants  |
| 30,000                      | College Teacher Grad. Fellowships                                      |
| (\$ 89,287,000 - SUB-TOTAL) |  |
| <br>\$ 963,000              | <br>Rehab. Service & Facilities -- Special Prog.                       |
| 49,823,000                  | Rehab. Service & Facilities -- Basic Support                           |
| 2,014,000                   | Rehab. Training  |
| 1,358,000                   | Rehab. Research & Demonstration  |
| 74,000                      | Rehab. Services  |
| (\$ 54,232,000 - SUB-TOTAL) |  |
| <br>\$12,640,000            | <br>Emer. School Aid Act, Grants to LEAS                               |
| 729,000                     | Emer. School Aid Act, Pilot Programs                                   |
| 1,833,000                   | Emer. School Aid Act, Special Programs                                 |
| 42,181,000                  | School Assis. in Federally Affected Areas,<br>Maintenance & Operations |
| 8,825,000                   | School Library Textbooks & Instruct. Material                          |
| 8,760,000                   | Suppl. Educ. Centers & SVS Guidance Couns. & Test                      |
| 1,244,000                   | Suppl. Educ. Oppor. Grants   |
| (\$ 76,212,000 - SUB-TOTAL) |  |
| <br>\$36,504,000            | <br>Vocational Educ. -- Basic Grants to States                         |
| 3,069,000                   | Vocational Educ. -- Consumer & Homemaking                              |
| 1,039,000                   | Vocational Educ. -- Cooperative Educ.                                  |
| 77,000                      | Vocational Educ. -- Curriculum Develop.                                |
| 748,000                     | Vocational Educ. -- Innovation   |
| 1,316,000                   | Vocational Educ. -- Research   |
| 1,704,000                   | Vocational Educ. -- Special Needs                                      |
| 147,000                     | Vocational Educ. -- State Advisory                                     |
| 946,000                     | Vocational Educ. -- Work Study   |
| 597,000                     | Vocational Educ. -- Personal Development                               |
| (\$ 46,147,000 - SUB-TOTAL) |  |





I. EDUCATION, MANPOWER & SOCIAL SERVICES (Continued)

Department of Health, Education & Manpower (Cont'd)

| <u>Amount (cont'd)</u>     | <u>Program Category (cont'd)</u> |
|----------------------------|----------------------------------|
| \$ 19,879,000              | Special Programs for the Aging   |
| (\$19,879,000 - SUB-TOTAL) |                                  |
| <u>\$526,861,000</u> ----- | <u>TOTAL (H.E.W.)</u>            |

II. COMMUNITY AND REGIONAL DEVELOPMENT

Department of Commerce


| <u>Amount</u>              | <u>Program Category</u>                           |
|----------------------------|---|
| * \$ 239,000               | Regional Action Planning Commission               |
| * 941,000                  | Econ. Devel. -- Technical Assist.                 |
| * 994,000                  | Econ. Devel. -- Grants to States                  |
| * 6,565,000                | Econ. Devel. -- Grants & LNS & Devel. Facilities  |
| * 919,000                  | Econ. Devel. -- Public Works, Impact Projects     |
| * 379,000                  | Econ. Devel. -- Spec. Econ. Devel. & Adj. Assist. |
| * 465,000                  | Econ. Devel. -- State & Local Devel. Planning     |
| * 165,000                  | Econ. Devel. -- Support for Planning              |
| * 162,000                  | Econ. Devel. -- Business Development              |
| * 20,000                   | Econ. Devel. -- Technical Assist.                 |
| <u>\$ 10,849,000</u> ----- | <u>TOTAL</u>                                      |

ACTION

| <u>Amount</u>           | <u>Program Category</u>                  |
|-------------------------|--|
| * \$ 463,000            | Volunteers in Service to America (VISTA) |
| <u>\$ 463,000</u> ----- | <u>TOTAL</u>                             |

Community Services Administration

| <u>Amount</u>              | <u>Program Category</u>                 |
|----------------------------|---|
| * \$ 30,195,000            | Community Action                        |
| * 798,000                  | Older Person Opportunities and Services |
| * 1,936,000                | Community Food and Nutrition            |
| * 469,000                  | Emergency Energy Conservation           |
| * 11,068,000               | Legal Services                          |
| * 506,000                  | Econ. Development                       |
| * 1,621,000                | Summer Youth Recreation                 |
| * 1,513,000                | Community Action Program                |
| <u>\$ 48,106,000</u> ----- | <u>TOTAL</u>                            |



II. COMMUNITY AND REGIONAL DEVELOPMENT (Continued)

Department of Health, Education & Welfare

| <u>Amount</u>       | <u>Program Category</u>                       |
|---------------------|---|
| \$ 97,000           | Indian Educ. -- Adult Indian Educ., OE        |
| 801,000             | Indian Educ. -- Spec. Programs & Projects, OE |
| 1,794,000           | Native American Programs                      |
| 864,000             | Indian Health Facilities                      |
| 354,000             | Indian Health Services                        |
| 1,438,000           | Indian Health                                 |
| <u>\$ 5,348,000</u> | <u>TOTAL</u>                                  |


Department of the Interior

| <u>Amount</u>             | <u>Program Category</u>                                    |
|---------------------------|--|
| \$ 143,000                | Indian Accounting Services For Tribes, BIA                 |
| 2,183,000                 | Indian Education, Adult BIA                                |
| 451,000                   | Indian Education, Dormitory Operations, BIA                |
| 983,000                   | Indian Education, Federal Schools, BIA                     |
| 557,000                   | Indian Forests, Fires BIA                                  |
| 296,000                   | Indian Forests, Management BIA                             |
| 210,000                   | Indian Housing, Development BIA                            |
| 251,000                   | Indian Lands, Irrigation & Powers Systems, BIA             |
| 59,000                    | Indian Lands, Range Management BIA                         |
| 181,000                   | Indian Lands, Real Estate Appraisal BIA                    |
| 436,000                   | Indian Lands, Real Estate Services BIA                     |
| 52,000                    | Indian Lands, Soil & Moisture Conservation, BIA            |
| 31,000                    | Indian Law-Enforcement, BIA                                |
| 5,000                     | Indian Land Grants & Ins. Fnd. -- Area & Reg.              |
| 740,000                   | Indian Property Acquisition -- Tran. Federal Building Div. |
| 192,000                   | Indian Roads, Maintenance                                  |
| 924,000                   | Indian Roads, Reservation, Roads & Bridges                 |
| 4,000                     | Indian Social Services -- Counselling                      |
| 93,000                    | Indian Social Services -- Gen'l Assist.                    |
| 494,000                   | Indian Tribal Government                                   |
| 281,000                   | Indian Water Rights  |
| 140,000                   | Oper. of Indian Progress -- Area & Region. Div.            |
| <u>\$ 8,706,000</u> ----- | <u>TOTAL</u>   |

III. COMMERCE AND TRANSPORTATION

Department of Transportation

| <u>Amount</u>              | <u>Program Category</u>        |
|----------------------------|--------------------------------|
| * \$ 30,429,000            | Grants in Aid for Airports     |
| * 107,029,000              | Urban Mass Transportation Fund |
| <u>\$137,458,000</u> ----- | <u>TOTAL</u>                   |



III. COMMERCE AND TRANSPORTATION (Continued)

U.S. Postal Service

| <u>Amount</u>          | <u>Program Category</u> |
|------------------------|-------------------------|
| \$1,176,741,000        | U.S. Postal Fund        |
| <u>\$1,176,741,000</u> | ---- <u>TOTAL</u>       |

Department of Agriculture

| <u>Amount</u>        | <u>Program Category</u>                   |
|----------------------|---|
| * \$ 22,000          | Watershed Planning SCS                    |
| * 156,000            | Watershed Planning SCS                    |
| * 2,934,000          | Watershed Works of Improvement            |
| * 181,000            | Resource Conservation & Devel. Operations |
| * 28,000             | Resource Conservation & Devel. Planning   |
| * 681,000            | River Basin Surveys & Investig.           |
| * 477,000            | River Basin Surveys & Investig., SCS      |
| * 204,000            | River Basin Surveys & Investig., SCS      |
| * 5,127,000          | Water and Soil Conservation               |
| * 1,260,000          | Soil Survey                               |
| * 4,706,000          | Watershed & Flood Prevention Operations   |
| <u>\$ 15,776,000</u> | ---- <u>TOTAL</u>                         |

Department of the Interior

| <u>Amount</u>     | <u>Program Category</u>                  |
|-------------------|--|
| * \$ 105,000      | Construction (Corps. of Civil Engineers) |
| <u>\$ 105,000</u> | ---- <u>TOTAL</u>                        |

IV. INCOME SECURITY

Department of Agriculture

| <u>Amount</u>         | <u>Program Category</u>                    |
|-----------------------|--|
| * \$ 363,921,000      | Food Stamps Bonus Coupons                  |
| * 17,946,000          | Other Food Stamps Programs Costs           |
| * 96,497,000          | National School Lunch Program              |
| 1,991,000             | Non-Food Assistance to Schools             |
| 12,976,000            | School Breakfast Program                   |
| 2,084,000             | Special Food Service Programs for Children |
| 8,119,000             | Special Milk Program                       |
| 7,823,000             | Supple. Food -- Women, Infants & Children  |
| * 173,000             | State Admin. Services                      |
| <u>\$ 511,530,000</u> | ---- <u>TOTAL</u>                          |





IV. INCOME SECURITY (Continued)

Department of Labor

| <u>Amount</u>            | <u>Program Category</u> |
|--------------------------|-------------------------|
| * \$ 1,888,000           | Food Stamp Assistance   |
| <u>\$ 1,888,000</u> ---- | <u>TOTAL</u>            |

V. LAW ENFORCEMENT AND JUSTICE

Department of Justice

| <u>Amount</u>             | <u>Program Category</u> |
|---------------------------|-------------------------|
| * \$ 68,758,000           | Grants to LEAA          |
| <u>\$ 68,758,000</u> ---- | <u>TOTAL</u>            |

VI. REVENUE SHARING

Department of the Treasury

| <u>Amount</u>              | <u>Program Category</u>                         |
|----------------------------|---|
| \$ 651,016,000             | Fiscal Assistance to State and Local Government |
| <u>\$ 651,016,000</u> ---- | <u>TOTAL</u>                                    |

VII. NATIONAL DEFENSE

(Amounts in this category not capable of being calculated.)

VIII. HEALTH

Department of Health, Education & Welfare

| <u>Amount</u>               | <u>Program Category</u>        |
|-----------------------------|--------------------------------|
| \$ 2,739,000                | Alcohol Demonstration Programs |
| 10,397,000                  | Alcohol Formula Grants         |
| (\$ 13,136,000 - SUB-TOTAL) |                                |






VIII. HEALTH (Continued)

Department of Health, Education & Welfare (Cont'd)


| <u>Amount (cont'd)</u> | <u>Program Category (cont'd)</u>             |
|------------------------|--|
| \$ 1,121,000           | Family Medicine Training Grants              |
| 6,741,000              | Family Planning                              |
| 523,000                | Family Planning Services Training Grants     |
| 6,629,000              | Follow Through                               |
| (\$15,014,000 -        | SUB-TOTAL)                                   |
| * \$ 1,276,000         | Nursing Student Loans                        |
| 3,767,000              | Nurse Training Improvement, Spec. Projects   |
| 928,000                | Nurse Traineeships                           |
| 1,814,000              | Nursing Capitation Grants                    |
| 81,000                 | Nursing Research Project Grants              |
| * 282,000              | Nursing Scholarships                         |
| 1,246,000              | Professional Health Traineeships             |
| 100,000                | Health Facilities Construction Grants        |
| 126,000                | Health Maintenance Organizations             |
| 111,000                | Health Prof. -- Financial Distress Grants    |
| 11,097,000             | Health Professions Capitations Grants        |
| * 697,000              | Health Professions Scholarships              |
| * 2,655,000            | Health Professions Student Loans             |
| 2,431,000              | Health Professions Special Projects          |
| 23,585,000             | Health Services Devel. Projects Grants       |
| 12,783,000             | Health Services Research & Devel. Grants     |
| 26,171,000             | Health Services HSA                          |
| (\$89,150,000 -        | SUB-TOTAL)                                   |
| \$ 111,000             | Mental Health Fellowships                    |
| * 10,151,000           | Mental Health Training Grants                |
| 2,576,000              | Mental Health Child. Services                |
| 17,026,000             | Mental Health -- Comm. Mental Health Centers |
| 16,824,000             | Mental Health Research Grants                |
| 769,000                | Mental Health Manpower Fellowships Programs  |
| * 50,000               | Mental Health Hospital Staff Devel. Grants   |
| (\$47,507,000 -        | SUB-TOTAL)                                   |
| \$ 763,000             | Drug Abuse Education                         |
| 795,000                | Drug Abuse Incentives Programs               |
| 2,739,000              | Alcohol Demonstration Programs               |
| 10,397,000             | Alcohol Formula Grants                       |
| * 13,906,000           | Narcotic Addict Rehab. Contracts             |
| (\$28,600,000 -        | SUB-TOTAL)                                   |



VIII. HEALTH (Continued)

Department of Health, Education & Welfare (cont'd)

| <u>Amount</u> (cont'd)         | <u>Program Category</u> (cont'd)      |
|--------------------------------|---------------------------------------|
| * \$ 1,372,000                 | Health Facilities Construction Grants |
| *     375,000                  | Mental Health -- Hospit. Improvement  |
| (\$ 1,747,000 -                | SUB-TOTAL)                            |
| <br>\$ 4,001,000               | <br>Migrant Health Grants             |
| (\$ 4,001,000 -                | SUB-TOTAL)                            |
| <br>\$ 9,076,000               | <br>Child Health Research             |
| 1,480,000                      | Maternal and Child Health Research    |
| 11,171,000                     | Maternal and Child Health Services    |
| 696,000                        | Maternal and Child Health Training    |
| (\$22,423,000 -                | SUB-TOTAL)                            |
| <br><u>\$221,578,000</u> ----- | <br><u>TOTAL (H.E.W.)</u>             |



WISCONSIN

EXPLANATION OF ANALYSIS

The attached analysis of programs definitely or probably affected by Ronald Reagan's proposed \$90 billion budget reduction plan utilized actual Federal outlays for the state for Federal fiscal year 1975.

Several additional observations also are warranted:


- a. Reagan's proposal has been "floated" but not released, consequently the specifics which are necessary for a thorough and accurate analysis are non-existent.
- b. Our understanding of the proposal's elements is based on news articles such as those authored by Stout, Ottenad, and Buchanan.
- c. Actual Federal outlays to the states for FY '76 will not be available for almost another 12 months, therefore Reagan's plan has been evaluated on the basis of its apparent impact on the FY '75 disbursements.

Using the conclusions of the aforementioned writers, programs which would appear to have been affected by the Reagan proposal would have totalled \$626,819,000. This total amount might be broken down into the following two categories:

1. Programs terminated or drastically altered: \$125,569,000
2. Programs probably affected in whole or in part: \$501,250,000

Those programs that would appear to be directly impacted on (item #1 immediately above) are indicated with an asterisk (\*).

Attachment






ACTUAL FEDERAL OUTLAYS TO  
WISCONSIN FOR FISCAL YEAR 1975

I. EDUCATION, MANPOWER & SOCIAL SERVICES

Department of Health, Education & Welfare

| <u>Amount</u>              | <u>Program Category</u>                                    |
|----------------------------|--|
| * \$ 100,000               | Child Development -- Child Welfare R&D Grants              |
| 5,590,000                  | Child Development -- Head Start                            |
| 1,141,000                  | Child Welfare Services                                     |
| 1,144,000                  | Educ. Deprived Children -- Special Incentive Grants        |
| 496,000                    | Educ. Deprived Children -- Urban/Rural School Grants       |
| 2,156,000                  | Educ. Deprived Children -- Handicapped                     |
| 550,000                    | Educ. Deprived Children -- In State Institu.               |
| 719,000                    | Educ. Deprived Children -- Migrants                        |
| 297,000                    | Educ. Deprived Children -- State Administration            |
| (\$12,193,000 - SUB-TOTAL) |  |
| \$ 1,443,000               | Crippled Children's Services                               |
| 2,182,000                  | Handicapped Preschool & School Programs                    |
| 923,000                    | Handicapped Regional Resource Center                       |
| 676,000                    | Handicapped Teacher Education                              |
| 307,000                    | Handicapped Early Childhood Assistance                     |
| 39,000                     | Handicapped Research and Demonstration                     |
| (\$ 5,570,000 - SUB-TOTAL) |  |
| \$ 1,981,000               | Basic Educational Opportunity Grants                       |
| 370,000                    | Cancer Education Contracts                                 |
| 113,000                    | National Defense Student Loan Cancell.                     |
| 8,701,000                  | National Direct Student Loans                              |
| 472,000                    | Student Loan Insurance Fund                                |
| 4,000                      | Student Loan Insurance                                     |
| 1,981,000                  | Basic Educational Opportunity Grants                       |
| 30,000                     | College Teacher Graduate Fellowships                       |
| (\$13,652,000 - SUB-TOTAL) |  |
| \$ 504,000                 | Rehabilitation Services and Facilities -- Special Projects |
| 16,556,000                 | Rehabilitation Services and Facilities -- Basic Support    |
| 947,000                    | Rehabilitation Research and Demonstration                  |
| 247,000                    | Rehabilitation and Training                                |
| (\$18,254,000 - SUB-TOTAL) |  |





I. EDUCATION, MANPOWER & SOCIAL SERVICES (Continued)  
Department of Health, Education & Welfare (cont'd)

| <u>Amount (cont'd)</u> | <u>Program Category (cont'd)</u>                        |
|------------------------|---|
| \$ 65,000              | Library Training Grants                                 |
| 133,000                | Emergency School Aid Act -- Pilot Projects              |
| 1,042,000              | School Assistance in Federally Affected Areas           |
| 2,156,000              | School Library Research Textbooks and Instruc. Material |
| 2,174,000              | Supple. Educ. Centers and Suc. Guidance Coun. & Test    |
| 9,854,000              | Supple. Educ. and Opportunity Grants                    |
| 303,000                | Supple. Educ. Centers -- Special Grants                 |
| 4,015,000              | Strengthening St. Dept. Ed. -- Special Proj.            |
| 85,000                 | Strengthening St. Dept. Ed. -- Grants to States         |

(\$19,827,000 - SUB-TOTAL)

|           |   |
|-----------|---|
| \$ 26,000 | Higher Educ. -- Personnel Dev. -- Short Term Training |
| 506,000   | Higher Educ. -- Land Grant Colleges & Univ.           |
| 450,000   | Higher Educ. -- Strengthening                         |
| 105,000   | Higher Educ. -- State Post Secondary Educ.            |
| 6,298,000 | Higher Educ. -- Work/Study                            |
| 165,000   | Higher Educ. -- Cooperative Education                 |
| 888,000   | Higher Educ. -- Grad. Facilities                      |
| * 423,000 | Special Services Disadv. Students in Higher Educ.     |

(\$ 8,861,000 - SUB-TOTAL)


|              |  |
|--------------|--|
| \$ 9,670,000 | Vocational Educ. -- Basic Grants to States   |
| 813,000      | Vocational Educ. -- Consumer and Homemaking  |
| 396,000      | Vocational Educ. -- Cooperative Education    |
| 320,000      | Vocational Educ. -- Innovation               |
| 372,000      | Vocational Educ. -- Research                 |
| 452,000      | Vocational Educ. -- Special Needs            |
| 95,000       | Vocational Educ. -- State Advisory           |
| 217,000      | Vocational Educ. -- Work Study               |
| 188,000      | Vocational Educ. -- Pers. Development Awards |

(\$12,523,000 - SUB-TOTAL)

|              |                            |
|--------------|----------------------------|
| \$ 4,853,000 | Special Programs for Aging |
|--------------|----------------------------|

(\$ 4,853,000 - SUB-TOTAL)

\$95,733,000 ----- TOTAL H.E.W.



## II. COMMUNITY AND REGIONAL DEVELOPMENT

### Department of Commerce


| <u>Amount</u>       | <u>Program Category</u>  |
|---------------------|--|
| * \$ 24,000         | Economic Development Admin. -- District Operational Ass't.                   |
| * 140,000           | Economic Development Admin. -- Grants to States                              |
| * 3,180,000         | Economic Development Admin. -- Grants and Loans Public Works/Dev. Facilities |
| * 200,000           | Economic Development Admin. -- State and Local Economic Dev. Planning        |
| * 100,000           | Economic Development Admin. -- Support for Planning Org.                     |
| * 100,000           | Economic Development Admin. -- Technical Assistance                          |
| * 527,000           | Regional Action Planning Commissions   |
| * 14,000            | Economic Development -- Technical Assistance                                 |
| <u>\$ 4,285,000</u> | ----- <u>TOTAL</u>   |

### ACTION

| <u>Amount</u>     | <u>Program Category</u>                  |
|-------------------|--|
| \$ 172,000        | Volunteers in Service to America (VISTA) |
| <u>\$ 172,000</u> | ----- <u>TOTAL</u>                       |

### Community Services Administration

| <u>Amount</u>       | <u>Program Category</u>                            |
|---------------------|--|
| * \$ 3,961,000      | Community Action                                   |
| * 1,200,000         | Community Economic Development                     |
| * 268,000           | Community Food and Nutrition                       |
| * 684,000           | Community Emergency Energy Conservation            |
| * 844,000           | Community Legal Services                           |
| * 50,000            | Community Migrant Legal Services                   |
| * 288,000           | Community Older Persons Opportunities and Services |
| * 144,000           | Community State Economic Offices                   |
| * 258,000           | Community Summer Youth Recreation                  |
| * 1,000             | Community Action Programs                          |
| <u>\$ 7,698,000</u> | ----- <u>TOTAL</u>                                 |




II. COMMUNITY SERVICES ADMINISTRATION (Continued)

Department of Health, Education & Welfare

| <u>Amount</u>       | <u>Program Category</u>                           |
|---------------------|---|
| \$ 88,000           | Indian Education -- Adult Indian Education        |
| 530,000             | Indian Education -- Special Programs and Projects |
| 940,000             | Native American Programs                          |
| 224,000             | Indian Health Facilities                          |
| 30,000              | Indian Health Services                            |
| 1,609,000           | Indian Health                                     |
| <u>\$ 3,421,000</u> | ----- <u>TOTAL</u>                                |

Department of the Interior

| <u>Amount</u>       | <u>Program Category</u>                            |
|---------------------|--|
| * \$ 9,000          | Construction -- Corps of Engineers                 |
| 28,000              | Indian Accounting Services for Tribes              |
| 12,000              | Indian Agricultural Extension                      |
| 1,340,000           | Indian Education -- Adult                          |
| 55,000              | Indian Federal Schools                             |
| 378,000             | Indian Education -- College & University           |
| 155,000             | Indian Employment Assistance                       |
| 136,000             | Indian Forests -- Management                       |
| 56,000              | Indian Housing -- Development                      |
| 3,000               | Indian Lands -- Real Estate Appraisal              |
| 51,000              | Indian Law Enforcement Services                    |
| 69,000              | Indian Property Acquisition -- Tran. Fed. Building |
| 78,000              | Indian Roads Maintenance                           |
| 154,000             | Indian Roads -- Reserv. Roads and Bridges          |
| 30,000              | Indian Social Services -- Child Welfare            |
| 35,000              | Indian Social Services -- Counselling              |
| 19,000              | Indian Social Services -- General Ass't.           |
| 550,000             | Indian Tribal Government Operations                |
| 45,000              | Indian Water Rights Protection                     |
| 121,000             | Indian Real Estate Services                        |
| 209,000             | Indian Housing -- Improvement                      |
| 244,000             | Indian Industrial and Tourism                      |
| * 33,000            | Water Resources                                    |
| <u>\$ 3,810,000</u> | ----- <u>TOTAL</u>                                 |





### III. COMMERCE AND TRANSPORTATION

#### Department of Transportation

| <u>Amount</u>       | <u>Program Category</u>                    |
|---------------------|--|
| * \$ 9,868,000      | Grants in Aid for Airports, A/A Trust Fund |
| * 68,000            | Regional Development Program               |
| * 24,469,000        | Urban Mass Transportaiton Fund             |
| <u>\$34,405,000</u> | ----- <u>TOTAL</u>                         |

#### U.S. Postal Service

| <u>Amount</u>        | <u>Program Category</u> |
|----------------------|-------------------------|
| \$222,060,000        | Postal Service          |
| <u>\$222,060,000</u> | ----- <u>TOTAL</u>      |


#### Department of Agriculture

| <u>Amount</u>       | <u>Program Category</u>              |
|---------------------|--------------------------------------|
| * \$ 102,000        | Resource Conservation & Dev. Oper.   |
| * 279,000           | Resource Conservation & Development  |
| * 195,000           | River Basin Surveys & Investigations |
| * 3,052,000         | Soil and Water Conservation          |
| * 667,000           | Soil Survey                          |
| * 35,000            | Water Bank Act Program               |
| * 474,000           | Watershed and Flood Prevention Oper. |
| * 1,000             | Watershed Planning                   |
| * 153,000           | Watershed Planning                   |
| * 91,000            | Water Bank Program                   |
| * 236,000           | Watershed Works of Improvement       |
| <u>\$ 5,285,000</u> | ----- <u>TOTAL</u>                   |

### IV. INCOME SECURITY

#### Department of Agriculture

| <u>Amount</u>  | <u>Program Category</u>        |
|----------------|--------------------------------|
| * \$29,505,000 | Food Stamp Bonus Coupons       |
| * 17,032,000   | National School Lunch Program  |
| 409,000        | Non-food Assistance to Schools |
| 359,000        | School Breakfast Program       |





IV. INCOME SECURITY (Continued)  
Department of Agriculture (cont'd)

| <u>Amount (cont'd)</u>    | <u>Program Category (cont'd)</u>          |
|---------------------------|---|
| \$ 1,152,000              | Special Food Service Program for Children |
| 4,056,000                 | Special Milk Program                      |
| 458,000                   | Supp. Food -- Women, Infants, Children    |
| * 389,000                 | Admin. Expenses -- Food Stamp             |
| <u>\$53,360,000</u> ----- | <u>TOTAL</u>                              |

Department of Labor

| <u>Amount</u>           | <u>Program Category</u> |
|-------------------------|-------------------------|
| * \$ 865,000            | Food Stamp Assistance   |
| <u>\$ 865,000</u> ----- | <u>TOTAL</u>            |

V. LAW ENFORCEMENT AND JUSTICE

Department of Justice

| <u>Amount</u>             | <u>Program Category</u> |
|---------------------------|-------------------------|
| * \$14,863,000            | Grants for LEAA         |
| <u>\$14,863,000</u> ----- | <u>TOTAL</u>            |


VI. REVENUE SHARING

Department of the Treasury

| <u>Amount</u>              | <u>Program Category</u>                     |
|----------------------------|---|
| \$154,821,000              | Fiscal Assistance to State and Local Gov'ts |
| <u>\$154,821,000</u> ----- | <u>TOTAL</u>                                |

VII. NATIONAL DEFENSE

(Dollar amounts in this category not capable of being calculated)



VIII. HEALTH

Department of Health, Education & Welfare

| <u>Amount</u>              | <u>Program Category</u>                             |
|----------------------------|---|
| \$ 285,000                 | Alcohol Demonstration Programs                      |
| 2,296,000                  | Alcohol Formula Grants                              |
| 61,000                     | Alcohol, Drug Abuse and Mental Health               |
| * 1,565,000                | Narcotic Addicts Rehab. Contracts                   |
| (\$ 4,207,000 - SUB-TOTAL) |   |
| <br>                       |   |
| \$ 614,000                 | Family Medicine -- Training Grants                  |
| 799,000                    | Family Planning Projects                            |
| 87,000                     | Family Planning Services -- Training Grants         |
| (\$ 1,500,000 - SUB-TOTAL) |   |
| <br>                       |   |
| \$ 881,000                 | Nurse Training Improvement -- Special Projects      |
| 272,000                    | Nurse Traineeships                                  |
| 957,000                    | Nursing Capitation Grants                           |
| 105,000                    | Nursing Research Project Grants                     |
| * 215,000                  | Nursing Scholarships                                |
| * 698,000                  | Nursing Student Loans                               |
| 128,000                    | Professional Health Traineeships                    |
| 2,728,000                  | Health Professions Capitation Grants                |
| * 101,000                  | Health Professions Scholarships                     |
| * 624,000                  | Health Professions Student Loans                    |
| 444,000                    | Health Professions Special Projects                 |
| 1,182,000                  | Health Services -- Research & Dev. Grants           |
| 23,000                     | Health Manpower Educational Initiative Awards       |
| (\$ 8,358,000 - SUB-TOTAL) |   |
| <br>                       |   |
| \$ 100,000                 | Mental Health -- Hospital Staff Dev. Grants         |
| 3,000                      | Mental Health -- Fellowships                        |
| * 1,343,000                | Mental Health -- Training Grants                    |
| 403,000                    | Mental Health -- Children's Services                |
| 1,794,000                  | Mental Health -- Community Mental Health Ctrs.      |
| 1,497,000                  | Mental Health -- Research Grants                    |
| 23,000                     | Mental Health -- Res. Manpower Fellowships Programs |
| (\$ 5,163,000 - SUB-TOTAL) |   |
| <br>                       |   |
| \$ 156,000                 | Migrant Health Grants                               |
| (\$156,000 - SUB-TOTAL)    |   |



VIII. HEALTH (Continued)

Department of Health, Education and Welfare (cont'd)

Amount (cont'd)

Program Category (cont'd)

\* \$ 469,000 Mental Health -- Hospital Improvement Grants  
(\$469,000 - SUB-TOTAL)

\$ 1,634,000

Child Health Research

335,000

Childhood Lead Based Paint Posion Con.

3,636,000

Maternal and Child Health Services

583,000

Maternal and Child Health Training

(\$ 6,188,000 - SUB-TOTAL)

\$26,041,000 ----- TOTAL H.E.W.



MASSACHUSETTS

EXPLANATION OF ANALYSIS

The attached analysis of programs definitely or probably affected by Ronald Reagan's proposed \$90 billion budget reduction plan utilized actual Federal outlays for the state for Federal fiscal year 1975.

Several additional observations also are warranted:

- a. Reagan's proposal has been "floated" but not released, consequently the specifics which are necessary for a thorough and accurate analysis are non-existent.
- b. Our understanding of the proposal's elements is based on news articles such as those authored by Stout, Ottenad, and Buchanan.
- c. Actual Federal outlays to the states for FY '76 will not be available for almost another 12 months, therefore Reagan's plan has been evaluated on the basis of its apparent impact on the FY '75 disbursements.

Using the conclusions of the aforementioned writers, programs which would appear to have been affected by the Reagan proposal would have totalled \$ 1,014,984,000. This total amount might be broken down into the following two categories:

1. Programs terminated or drastically altered: \$ 262,164,000
2. Programs probably affected in whole or in part: \$ 752,820,000

Those programs that would appear to be directly impacted on (item #1 immediately above) are indicated with an asterisk (\*).

Attachment





ACTUAL FEDERAL OUTLAYS TO  
MASSACHUSETTS FOR FISCAL YEAR 1975

I. EDUCATION, MANPOWER, & SOCIAL SERVICES

Department of Health, Education & Welfare


| <u>Amount</u>              | <u>Program Category</u>                                  |
|----------------------------|--|
| \$ 871,000                 | Child Development,- Child Welfare R&D Grant              |
| * 8,900,000                | Child Development - Head Start                           |
| 1,525,000                  | Educ. Deprived Children - Urban & Rural<br>School Grants |
| 348,000                    | Educ. Deprived Children - In State Institutions          |
| 604,000                    | Educ. Deprived Children - Migrants                       |
| 366,000                    | Educ. Deprived Children - State Administration           |
| 219,000                    | Educ. Deprived Children - Special Incentive<br>Grants    |
| 1,588,000                  | Upward Bound   |
| (\$14,421,000 - SUB-TOTAL) |  |
| \$ 1,312,000               | Crippled Children Services                               |
| 2,614,000                  | Handicapped Preschool & School Program                   |
| 1,118,000                  | Handicapped Teacher Education                            |
| 239,000                    | Handicapped Early Childhood Assistance                   |
| 196,000                    | Handicapped Research and Demonstration                   |
| (\$5,479,000 - SUB-TOTAL)  |  |
| \$ 2,000                   | Cuban Education Student Loans                            |
| 15,037,000                 | National Direct Student Loans                            |
| 157,000                    | National Defense Ed. Act Loans to Inst.                  |
| 165,000                    | National Defense Student Loan Cancell.                   |
| 1,000                      | Student Loan Insurance                                   |
| 1,167,000                  | Student Loan Insurance Fund                              |
| 2,462,000                  | Basic Educational Opportunities Grants                   |
| 70,000                     | College Teacher Grad.                                    |
| (\$19,061,000 - SUB-TOTAL) |  |
| \$ 265,000                 | Rehabilitation Ser. & Facilities - Special<br>Projects   |
| 15,477,000                 | Rehabilitation Ser. & Facilities - Basic<br>Support      |
| 847,000                    | Rehabilitation Training                                  |
| 875,000                    | Rehabilitation - Research & Demonstration                |
| (\$17,464,000 - SUB-TOTAL) |  |



I. EDUCATION, MANPOWER & SOCIAL SERVICES (Continued)

Department of Health, Education & Welfare(cont'd)

| <u>Amount(cont'd)</u>      | <u>Program Category(cont'd)</u>                           |
|----------------------------|---|
| \$ 121,000                 | Emergency School Aid Act - Grants to LEAs                 |
| 146,000                    | Emergency School Aid Act - Special<br>Program Project     |
| 190,000                    | Emergency School Aid Act - Special Project                |
| 1,582,000                  | School Assistance in Fed. Affected Areas                  |
| 2,578,000                  | School Library Research Textbook Instruction<br>Material  |
| 2,658,000                  | Supp. Educ. Centers & Sve. - Guid.<br>Counselling & Test  |
| 10,477,000                 | Supp. Education Opportunity Grants                        |
| (\$17,752,000 - SUB-TOTAL) |   |
| \$ 75,000                  | Higher Ed. - Personnel Dev. - Short Term<br>Training      |
| 239,000                    | Higher Ed. - Land Grant colleges & Universities           |
| 851,000                    | Higher Ed. - State Post Secondary Educ.                   |
| 14,512,000                 | Higher Ed. - Work Study                                   |
| 361,000                    | Higher Ed. - Cooperative Education                        |
| 572,000                    | Higher Ed. - Graduate Facilities                          |
| 350,000                    | Higher Ed. - Strengthening Development Institution        |
| * 347,000                  | Special Services- Disadv. Students in Higher<br>Education |
| (\$17,307,000 - SUB-TOTAL) |   |
| \$ 10,463,000              | Vocational Ed.- Basic Grants to States                    |
| 880,000                    | Vocational Ed.- Consumer and Homemaking                   |
| 435,000                    | Vocational Ed. - Cooperative Education                    |
| 344,000                    | Vocational Ed. - Innovation                               |
| 566,000                    | Vocational Ed. - Research                                 |
| 489,000                    | Vocational Ed. - Special Needs                            |
| 102,000                    | Vocational Ed. - State Advisory                           |
| 263,000                    | Vocational Ed. - Work Study                               |
| 120,000                    | Vocational Ed. - Pers. Development Awards                 |
| 184,000                    | Vocational Ed. - Curriculum Development                   |
| (\$13,846,000 - SUB-TOTAL) |   |
| \$ 6,648,000               | Special Programs for Aging                                |
| (\$6,648,000 - SUB-TOTAL)  |   |
| <u>\$111,978,000</u>       | <u>----- TOTAL H.E.W.</u>                                 |



II. COMMUNITY AND REGIONAL DEVELOPMENT

Department of Commerce

| <u>Amount</u>       | <u>Program Category</u>  |
|---------------------|--|
| * \$ 4,000          | Econ. Dev. Adm. -- District Operational Assistance               |
| * 268,000           | Econ. Dev. Adm. -- Grants to States                              |
| * 3,756,000         | Econ. Dev. Adm. -- Grants & Loans Public Works & Dev. Facilities |
| * 275,000           | Econ. Dev. Adm. -- State & Local Econ. Development Planning      |
| * 493,000           | Econ. Dev. Adm. -- Technical Assistance                          |
| * 3,284,000         | Regional Action Planning Commissions                             |
| <u>\$ 8,080,000</u> | ----- <u>TOTAL</u>   |

ACTION


| <u>Amount</u>     | <u>Program Category</u>                  |
|-------------------|--|
| \$ 174,000        | Volunteers in Service to America (VISTA) |
| <u>\$ 174,000</u> | ----- <u>TOTAL</u>                       |

Community Services Administration

| <u>Amount</u>       | <u>Program Category</u>              |
|---------------------|--------------------------------------|
| * \$ 8,996,000      | Community Action                     |
| * 2,081,000         | Community Economic Development       |
| * 408,000           | Community Food and Nutrition         |
| * 389,000           | Emergency Energy Conservation        |
| * 3,352,000         | Legal Services                       |
| * 165,000           | Older Persons Opportunities/Services |
| * 230,000           | State Economic Offices               |
| * 455,000           | Summer Youth Recreation              |
| * 906,000           | Community Action Program             |
| <u>\$16,882,000</u> | ----- <u>TOTAL</u>                   |

Department of Health, Education & Welfare

| <u>Amount</u>     | <u>Program Category</u>                         |
|-------------------|---|
| \$ 150,000        | Indian Education -- Special Programs & Projects |
| 81,000            | Indian Health Facilities                        |
| <u>\$ 231,000</u> | ----- <u>TOTAL</u>                              |





III. COMMERCE AND TRANSPORTATION

Department of Transportation

| <u>Amount</u>       | <u>Program Category</u>                    |
|---------------------|--|
| * \$ 4,872,000      | Grants in Aid for Airports, A/A Trust Fund |
| * 85,973,000        | Urban Mass Transportation Fund             |
| <u>\$90,845,000</u> | ----- <u>TOTAL</u>                         |

U.S. Postal Service

| <u>Amount</u>        | <u>Program Category</u> |
|----------------------|-------------------------|
| \$384,782,000        | Postal Service          |
| <u>\$384,782,000</u> | ----- <u>TOTAL</u>      |

Department of the Interior

| <u>Amount</u>    | <u>Program Category</u>                  |
|------------------|--|
| * \$ 58,000      | Construction, Corps of Engineers (Civil) |
| <u>\$ 58,000</u> | ----- <u>TOTAL</u>                       |

Department of Agriculture

| <u>Amount</u>       | <u>Program Category</u>                 |
|---------------------|---|
| \$ 18,000           | Resource Conservation and Dev. Oper.    |
| 54,000              | Resource Conservation and Dev. Planning |
| 111,000             | Resource Conservation and Development   |
| 234,000             | River Basin Survey and Investigation    |
| 614,000             | Soil and Water Conservation             |
| 228,000             | Soil Survey                             |
| 548,000             | Watershed/Flood Prevention              |
| 108,000             | Watershed Planning                      |
| <u>\$ 1,915,000</u> | ----- <u>TOTAL</u>                      |



IV. INCOME SECURITIES

Department of Agriculture

| <u>Amount</u>       | <u>Program Category</u>                 |
|---------------------|---|
| * \$68,779,000      | Food Stamp Bonus Coupons                |
| * 29,975,000        | National School Lunch Program           |
| 690,000             | Nonfood Assistance to Schools           |
| * 188,000           | Other Food Stamp Programs               |
| 2,000,000           | School Breakfast Program                |
| 2,503,000           | Special Food Svc. Program for Children  |
| 4,400,000           | Special Milk Program                    |
| 942,000             | Supp. Food -- Women, Infants & Children |
| * 74,000            | Admin. Expenses -- Food Stamp Program   |
| \$109,551,000 ----- | <u>TOTAL</u>                            |

Department of Labor

| <u>Amount</u>    | <u>Program Category</u> |
|------------------|-------------------------|
| * \$ 125,000     | Food Stamp Assistance   |
| \$ 125,000 ----- | <u>TOTAL</u>            |

V. LAW ENFORCEMENT AND JUSTICE

Department of Justice

| <u>Amount</u>      | <u>Program Category</u> |
|--------------------|-------------------------|
| * \$22,698,000     | Grants for LEAA         |
| \$22,698,000 ----- | <u>TOTAL</u>            |

VI. REVENUE SHARING

Department of the Treasury

| <u>Amount</u>       | <u>Program Category</u>                         |
|---------------------|---|
| \$194,716,000       | Fiscal Assistance to State and Local Government |
| \$194,716,000 ----- | <u>TOTAL</u>                                    |

VII. NATIONAL DEFENSE

(Dollar amounts in this category not capable of being calculated.)



VIII. HEALTH

Department of Health, Education & Welfare

| <u>Amount</u>              | <u>Program Category</u>                           |
|----------------------------|---|
| \$ 226,000                 | Alcohol Demonstration Programs                    |
| 4,185,000                  | Alcohol Formula Grants                            |
| (\$4,411,000 - SUB-TOTAL)  |   |
| 98,000                     | Family Medicine - Training Grants                 |
| 2,099,000                  | Family Medicine Projects                          |
| 24,000                     | Family Planning Service - Training Grants         |
| 1,892,000                  | Follow Through                                    |
| (\$4,113,000 - SUB-TOTAL)  |   |
| \$ 15,000                  | Nurse Scientist Graduate Training Grants          |
| 497,000                    | Nurse Training Improvement - Special Projects     |
| 981,000                    | Nurse Traineeships                                |
| 1,374,000                  | Nurse Capitation Grants                           |
| * 251,000                  | Nursing Scholarships                              |
| 83,000                     | Nursing Schools Financial Distress                |
| * 976,000                  | Nursing Student Loans                             |
| 595,000                    | Professional Health Traineeships                  |
| 348,000                    | Health Professions-Financial Distress Grants      |
| 5,675,000                  | Health Professions Capitation Grants              |
| * 248,000                  | Health Professions Scholarships                   |
| * 1,257,000                | Health Professions Student Loan                   |
| 1,211,000                  | Health Professions Special Projects               |
| 210,000                    | Health Professions Start-Up Asst.                 |
| 5,693,000                  | Health Service-Development and Projects           |
| 5,593,000                  | Health Services-R & E                             |
| (\$25,007,000 - SUB-TOTAL) |   |
| * \$ 175,000               | Mental Health - Hospital Staff Development Grant  |
| 69,000                     | Mental Health - Fellowships                       |
| * 5,845,000                | Mental Health Training Grants                     |
| 1,833,000                  | Mental Health - Children Services                 |
| 6,214,000                  | Mental Health - Comm. Mental Health Centers       |
| 6,929,000                  | Mental Health - Research Grants                   |
| 477,000                    | Mental Health - Reserve Manpower Fellowship Prog. |
| (\$21,542,000 - SUB-TOTAL) |   |
| \$ 106,000                 | Drug Abuse Education                              |
| 690,000                    | Drug Abuse Prevention - Incentive Program         |
| 688,000                    | Alcohol, Drug Abuse and Mental Health             |
| * 5,814,000                | Narcotic Addict Rehab.                            |
| (\$7,298,000 - SUB-TOTAL)  |   |
| \$148,000                  | Migrant Health Grants                             |
| (\$148,000 - SUB-TOTAL)    |   |





VIII. HEALTH (Continued)

Department of Health, Education & Welfare (cont'd)

| <u>Amount</u> (cont'd) | <u>Program Category</u> (cont'd)            |
|------------------------|---|
| * \$ 124,000           | Health Facilities Construction Grants       |
| * 523,000              | Mental Health - Hospital Improvement Grants |

(\$647,000 - SUB-TOTAL)

|              |                                |
|--------------|--------------------------------|
| \$ 5,626,000 | Child Health Research          |
| 294,000      | Maternal/Child Health Research |
| 3,863,000    | Maternal/Child Health Services |

(\$9,783,000 - SUB-TOTAL)

\$72,949,000 ----- TOTAL FOR H.E.W.



FLORIDA

EXPLANATION OF ANALYSIS

The attached analysis of programs definitely or probably affected by Ronald Reagan's proposed \$90 billion budget reduction plan utilized actual Federal outlays for the state for Federal fiscal year 1975.

Several additional observations also are warranted:


- a. Reagan's proposal has been "floated" but not released, consequently the specifics which are necessary for a thorough and accurate analysis are non-existent.
- b. Our understanding of the proposal's elements is based on news articles such as those authored by Stout, Ottenad, and Buchanan.
- c. Actual Federal outlays to the states for FY '76 will not be available for almost another 12 months, therefore Reagan's plan has been evaluated on the basis of its apparent impact on the FY '75 disbursements.

Using the conclusions of the aforementioned writers, programs which would appear to have been affected by the Reagan proposal would have totalled \$ 1,156,457,000. This total amount might be broken down into the following two categories:

1. Programs terminated or drastically altered: \$ 363,480,000
2. Programs probably affected in whole or in part: \$ 792,977,000

Those programs that would appear to be directly impacted on (item #1 immediately above) are indicated with an asterisk (\*).

Attachment




ACTUAL FEDERAL OUTLAYS TO  
FLORIDA FOR FISCAL YEAR 1975

I. EDUCATION, MANPOWER, & SOCIAL SERVICES

Department of Health, Education & Welfare

| <u>Amount</u>              | <u>Program Category</u>                                  |
|----------------------------|--|
| \$ 164,000                 | Child Development - Child Welfare R&D Grants             |
| * 14,960,000               | Child Development - Head Start                           |
| 917,000                    | Educ. Deprived Children - Urban & Rural<br>School Grants |
| 2,058,000                  | Educ. Deprived Children - Handicapped                    |
| 1,204,000                  | Educ. Deprived Children - In State Institutions          |
| 10,917,000                 | Educ. Deprived Children - Migrants                       |
| 632,000                    | Educ. Deprived Children - State Administration           |
| 47,484,000                 | Educationally Deprived Children - LEAS                   |
| 1,059,000                  | Upward Bound   |
| (\$79,395,000 - SUB-TOTAL) |  |
| \$ 1,783,000               | Crippled Children Services                               |
| 3,068,000                  | Handicapped Preschool & School Program                   |
| 1,181,000                  | Handicapped Teacher Education                            |
| 38,000                     | Handicapped Early Childhood Assistance                   |
| 5,000                      | Handicapped Research and Demonstration                   |
| (\$6,075,000 - SUB-TOTAL)  |  |
| \$ 230,000                 | Career Education Contracts                               |
| 549,000                    | Cuban Education Student Loans                            |
| 8,062,000                  | National Direct Student Loans                            |
| 8,000                      | National Defense Ed. Act Loans to Inst.                  |
| 76,000                     | National Defense Student Loan Cancell.                   |
| 1,008,000                  | Student Loan Ins. Fund                                   |
| 52,000                     | Student Loan Insurance                                   |
| 3,351,000                  | Basic Educational Opportunities Grants                   |
| 30,000                     | College Teacher Grad. Fellowships                        |
| 30,000                     | College Teacher Graduate Fellowships                     |
| (\$13,396,000 - SUB-TOTAL) |  |
| 596,000                    | Rehabilitation Ser. & Facilities - Special<br>Projects   |
| 26,633,000                 | Rehabilitation Ser. & Facilities - Basic<br>Support      |
| 227,000                    | Rehabilitation Training                                  |
| 180,000                    | Rehabilitation - Research & Demonstration                |
| (\$27,636,000 - SUB-TOTAL) |  |





| <u>Amount</u>                | <u>Program Category</u>                                    |
|------------------------------|--|
| \$ 895,000                   | Emergency School Aid Act - Bilingual Project               |
| 367,000                      | Emergency School Aid Act - Grants to LEAS                  |
| 460,000                      | Emergency School Aid Act - Special<br>Program Project      |
| 80,000                       | Emergency School Aid Act - Special Project                 |
| 9,911,000                    | School Assistance in Fed. Affected Areas                   |
| 3,038,000                    | School Library Research Textbook Instruction<br>Material   |
| 3,177,000                    | Supp. Educ. Centers & Svc. - Guid.<br>Counselling & Test   |
| 5,527,000                    | Supp. Education Opportunity Grants                         |
| (\$23,455,000 - SUB-TOTAL)   |  |
| \$ 80,000                    | Higher Ed. -Personnel Dev. - Short Term<br>Training        |
| 246,000                      | Higher Ed. - Land Grant Colleges & Universities            |
| 1,817,000                    | Higher Ed. - Strengthening Develop. Inst.                  |
| 675,000                      | Higher Ed. - State Post Secondary Educ.                    |
| 27,000                       | Higher Ed. - Personnel Fellowships                         |
| 8,148,000                    | Higher Ed. - Work Study                                    |
| 485,000                      | Higher Ed. - Cooperative Education                         |
| 360,000                      | Higher Ed. - Grad. Facilities                              |
| * 751,000                    | Special Services - Disadv. Students in<br>Higher Education |
| (\$12,589,000 - SUB-TOTAL)   |  |
| \$14,900,000                 | Vocational Ed. - Basic Grants to States                    |
| 1,253,000                    | Vocational Ed. - Consumer and Homemaking                   |
| 493,000                      | Vocational Ed. - Cooperative Ed.                           |
| 379,000                      | Vocational Ed. - Innovation                                |
| 574,000                      | Vocational Ed. - Research                                  |
| 696,000                      | Vocational Ed. - Special Needs                             |
| 146,000                      | Vocational Ed. - State Advisory                            |
| 265,000                      | Vocational Ed. - Work Study                                |
| 195,000                      | Vocational Ed. - Pers. Development Awards                  |
| (\$18,901,000 - SUB-TOTAL)   |  |
| \$10,458,000                 | Special Program for Aging                                  |
| (\$10,458,000 - SUB-TOTAL)   |  |
| \$ 191,905,000 - TOTAL (HEW) |  |





## II. COMMUNITY AND REGIONAL DEVELOPMENT

### Department of Commerce

| <u>Amount</u> | <u>Program Category</u>   |
|---------------|---|
| * \$ 3,000    | Econ. Dev. Admi. - District Operational Asst.                       |
| * 80,000      | Econ. Dev. Admi. - Grants to States                                 |
| * 956,000     | Econ. Dev. Admi. - Grants & Loans Public Works<br>& Dev. Facilities |
| * 366,000     | Econ. Dev. Admi. - Public Works Impact Projects                     |
| * 2,894,000   | Econ. Dev. Admi. - Special Econ. Dev. &<br>Adj. Asst.               |
| * 295,000     | Econ. Dev. Admi. - State and local Econ.<br>Dev. Planning           |
| * 25,000      | Econ. Dev. Admi. - Support for Planning<br>Organization             |
| * 200,000     | Econ. Dev. Admi. - Technical Assistance                             |
| * 160,000     | Regional Action Planning Commissions                                |

(\$4,979,000 - TOTAL)

### ACTION

\* \$ 68,000 VISTA

(\$68,000 - TOTAL)

### Community Services Administration

|                |                                      |
|----------------|--------------------------------------|
| * \$ 7,481,000 | Community Action                     |
| * 1,358,000    | Community Economic Development       |
| * 2,090,000    | Community Food and Nutrition         |
| * 53,000       | Emergency Energy Conservation        |
| * 1,415,000    | Legal Services                       |
| * 104,000      | Older Persons Opportunities/Services |
| * 288,000      | State Economic Offices               |
| * 572,000      | Summer Youth Recreation              |
| * 2,000        | Community Action Program             |

(\$13,363,000 - TOTAL)

### Department of Health, Education & Welfare

|           |   |
|-----------|---|
| \$ 53,000 | Indian Education - Adult Indian Education         |
| 180,000   | Indian Education - Special Programs &<br>Projects |
| 150,000   | Native American Programs                          |
| 387,000   | Indian Health Facilities                          |
| 1,003,000 | Indian Health                                     |

(\$1,773,000 - TOTAL)



Department of Interior

| <u>Amount</u> | <u>Program Category</u>                        |
|---------------|--|
| \$ 379,000    | Indian Property - Acquisitions Fed. Bldg.      |
| 45,000        | Indian Road Maintenance                        |
| 364,000       | Indian Roads - Reservation Roads & Maintenance |
| 45,000        | Indian Social Services Counselling             |
| 4,000         | Indian Social Services - General Assistance    |
| 18,000        | Indian Tribal Government Operations            |
| 46,000        | Opr. of Indian Progress - Area & Regional Dev. |
| 56,000        | Indian Education Contracts                     |
| 52,000        | Indian Education - College & University        |
| 87,000        | Indian Employment Assistance                   |
| 2,000         | Indian Housing Improvement                     |
| 118,000       | Indian Industrial & Tourism Development & OJT  |
| 26,000        | Indian Accounting Services for Tribes          |
| 67,000        | Indian Agricultural Extension                  |
| 104,000       | Indian Education - Adult                       |
| 11,000        | Indian Education - Asst. Non-Federal Schools   |
| 246,000       | Indian Education - Federal Schools             |
| 138,000       | Indian Forest Fires                            |
| 44,000        | Indian Forests Management                      |
| 25,000        | Indian Housing Development                     |
| 117,000       | Indian Lands - Range Management                |
| 53,000        | Indian Lands - Real Estate Services            |
| 15,000        | Indian Lands - Soil & Moisture Conservation    |

(\$2,062,000 - TOTAL)

III. COMMERCE AND TRANSPORTATION

Department of Transportation

| <u>Amount</u>  | <u>Program Category</u>                    |
|----------------|--|
| * \$17,244,000 | Grants in Aid for Airports, A/A Trust Fund |
| * 13,253,000   | Urban Mass Transportation Fund             |

(\$30,497,000 - TOTAL)

U. S. Postal Service


|               |                |
|---------------|----------------|
| \$371,073,000 | Postal Service |
|---------------|----------------|

(\$371,073,000 - TOTAL)

Department of the Interior

|             |  |
|-------------|--|
| * \$ 80,000 | Construction, Corps of Engineers (Civil) |
|-------------|--|

(\$80,000 - TOTAL)



Department of Agriculture

| <u>Amount</u> | <u>Program Category</u>               |
|---------------|---------------------------------------|
| * \$ 269,000  | Resource Conservation & Dev. Oper.    |
| * 50,000      | Resource Conservation & Dev. Planning |
| * 236,000     | Resource Conservation & Development   |
| * 219,000     | River Basin Surveys & Investigations  |
| * 2,289,000   | Soil and Water Conservation           |
| * 882,000     | Soil Survey                           |
| * 452,000     | Watershed/Flood Prevention            |
| * 111,000     | Watershed Planning                    |

(\$4,508,000 - TOTAL)

IV. INCOME SECURITY

Department of Agriculture

| <u>Amount</u>   | <u>Program Category</u>                |
|-----------------|--|
| * \$200,948,000 | Food Stamp Bonus Coupons               |
| * 49,266,000    | National School Lunch Program          |
| 561,000         | Nonfood Assistance to Schools          |
| * 3,831,000     | Other Food Stamp Program Costs         |
| 4,091,000       | School Breakfast Program               |
| 3,536,000       | Special Food Svc. Program for Children |
| 1,552,000       | Special Milk Program                   |
| 2,338,000       | Supp. Food - Women, Infants & Children |
| * 43,000        | Admin. Expenses - Food Stamp Program   |

(\$266,166,000 - TOTAL)

Department of Labor

|              |                        |
|--------------|------------------------|
| * \$ 799,000 | Food Stamps Assistance |
|--------------|------------------------|

(\$799,000 - TOTAL)

V. LAW ENFORCEMENT AND JUSTICE

Department of Justice

|                |                 |
|----------------|-----------------|
| * \$25,036,000 | Grants for LEAA |
|----------------|-----------------|

(\$25,036,000 - TOTAL)





VI. REVENUE SHARING

Department of the Treasury

| <u>Amount</u> | <u>Program Category</u>                          |
|---------------|--|
| \$188,633,000 | Fiscal Assistance to State and Local Governments |

(\$188,633,000 - TOTAL)

VII. NATIONAL DEFENSE

(Dollar amounts in this category not capable of being calculated.)

VIII, HEALTH

| <u>Amount</u> | <u>Program Category</u>        |
|---------------|--------------------------------|
| \$ 955,000    | Alcohol Demonstration Programs |
| 4,370,000     | Alcohol Formula Grants         |

(\$5, 325,000 - SUB-TOTAL)

|           |                                   |
|-----------|-----------------------------------|
| 590,000   | Family Medicine - Training Grants |
| 3,634,000 | Family Planning Projects          |
| 1,394,000 | Follow Through                    |

(\$5,618,000 - SUB-TOTAL)

|           |                                      |
|-----------|--------------------------------------|
| 515,000   | Nurse Training Improvement           |
| 186,000   | Nurse Traineeships                   |
| 1,093,000 | Nursing Capitation Grants            |
| * 103,000 | Nursing Scholarships                 |
| * 477,000 | Nursing Student Loans                |
| 15,000    | Professional Health Traineeships     |
| 5,000     | Radiological Health Training Grants  |
| 2,508,000 | Health Professions Capitation Grants |
| * 130,000 | Health Professions Scholarships      |
| * 555,000 | Health Professions Student Loans     |
| 1,468,000 | Health Professions Special Projects  |
| 2,269,000 | Health Services - R & E Grants       |

(\$9,324,000 - SUB-TOTAL)

|             |   |
|-------------|---|
| 21,000      | Mental Health - Manpower Fall Program       |
| * 1,731,000 | Mental Health - Training Grants             |
| * 100,000   | Mental Health - Hosp. Staff Dev. Grants     |
| 1,260,000   | Mental Health - Children's Services         |
| 8,724,000   | Mental Health - Comm. Mental Health Centers |
| 1,581,000   | Mental Health - Research Grants             |

(\$13,417,000 - SUB-TOTAL)





| <u>Amount</u>              | <u>Program Category</u>               |
|----------------------------|---------------------------------------|
| \$ 586,000                 | Drug Abuse Demonstration Programs     |
| 656,000                    | Drug Abuse Education                  |
| 887,000                    | Drug Abuse Formula Grants             |
| 23,000                     | Alcohol Drug Abuse/Mental Health      |
| * 9,528,000                | Narcotic Addict Rehab. Contracts      |
| (\$11,680,000 - SUB-TOTAL) |                                       |
| \$ 2,788,000               | Migrant Health Grants                 |
| (\$2,788,000 - SUB-TOTAL)  |                                       |
| * \$ 1,372,000             | Health Facilities Construction Grants |
| * 355,000                  | Mental Health - Hops. Imp.            |
| (\$1,727,000 - SUB-TOTAL)  |                                       |
| \$ 974,000                 | Child Health Research                 |
| 4,212,000                  | Maternal/Child Health Services        |
| (\$5,186,000 - SUB-TOTAL)  |                                       |

\* Categories affected by Ronald Reagan's \$90 billion tax-cut plan.



NEW HAMPSHIRE

EXPLANATION OF ANALYSIS

The attached analysis of programs definitely or probably affected by Ronald Reagan's proposed \$90 billion budget reduction plan utilized actual Federal outlays for the state for Federal fiscal year 1975.

Several additional observations also are warranted:

- a. Reagan's proposal has been "floated" but not released, consequently the specifics which are necessary for a thorough and accurate analysis are non-existent.
- b. Our understanding of the proposal's elements is based on news articles such as those authored by Stout, Ottenad, and Buchanan.
- c. Actual Federal outlays to the states for FY '76 will not be available for almost another 12 months, therefore Reagan's plan has been evaluated on the basis of its apparent impact on the FY '75 disbursements.

Using the conclusions of the aforementioned writers, programs which would appear to have been affected by the Reagan proposal would have totalled \$112,739,000. This total amount might be broken down into the following two categories:

1. Programs terminated or drastically altered: \$27,694,000
2. Programs probably affected in whole or in part: \$85,045,000

Those programs that would appear to be directly impacted on (item #1 immediately above) are indicated with an asterisk (\*).

Attachment



ACTUAL FEDERAL OUTLAYS TO  
NEW HAMPSHIRE FOR FISCAL YEAR 1975

---

I. EDUCATION, MANPOWER, & SOCIAL SERVICES

Department of Health, Education & Welfare

| <u>Amount</u>               | <u>Program Category</u>                      |
|-----------------------------|--|
| * \$1,087,000               | Child Development -- Head Start              |
| 65,000                      | Educ. Deprived Children -- Urban & Rural     |
|                             | School Grants                                |
| 378,000                     | Educ. Deprived Children -- Handicapped       |
| 84,000                      | Educ. Deprived Children -- In State          |
|                             | Institutions                                 |
| 150,000                     | Educ. Deprived Children -- State Adminis-    |
|                             | tration                                      |
| 2,744,000                   | Educ. Deprived Children -- LEAS              |
| 95,000                      | Upward Bound                                 |
| ( \$4,603,000 - SUB-TOTAL ) |  |
| \$ 392,000                  | Handicapped Pre-School & School Programs     |
| 20,000                      | Handicapped Teacher Education                |
| 65,000                      | Handicapped Early Childhood Assistance       |
| ( \$ 477,000 - SUB-TOTAL )  |  |
| \$ 205,000                  | Higher Educ. -- Land Grant Colleges &        |
|                             | Universities                                 |
| 225,000                     | Higher Educ. -- Strengthening Develop. Inst. |
| 12,000                      | Higher Educ. -- State Post Secondary Educ.   |
| 2,333,000                   | Higher Educ. -- Work Study                   |
| 30,000                      | Higher Educ. -- Cooperative Education        |
| 111,000                     | Higher Educ. -- Graduate Facilities          |
| 22,000                      | Higher Educ. -- (other outlays from OE)      |
| * 39,000                    | Special Services Disadv. Students in Higher  |
|                             | Education                                    |
| ( \$2,977,000 - SUB-TOTAL ) |  |
| \$ 14,000                   | National Defense Student Loan Cancell.       |
| 2,563,000                   | National Direct Student Loans                |
| 119,000                     | Student Loan Insurance Fund                  |
| 1,606,000                   | Supple. Education Opportunity Grants         |
| ( \$4,302,000 - SUB-TOTAL ) |  |
| \$ 37,000                   | Rehabilitation Services & Facilities --      |
|                             | Special Projects                             |
| 2,998,000                   | Rehabilitation Services & Facilities --      |
|                             | Basic Support                                |
| 2,000                       | Rehabilitation Training                      |
| ( \$3,037,000 - SUB-TOTAL ) |  |





I. EDUCATION, MANPOWER, & SOCIAL SERVICES (cont'd)

Department of Health, Education & Welfare (cont'd)

| <u>Amount(cont'd)</u>      | <u>Program Category(cont'd)</u> |
|----------------------------|---------------------------------|
| \$ 694,000                 | Special Programs for the Aging  |
| ( \$ 694,000 - SUB-TOTAL ) |                                 |
| <u>\$16,090,000</u> -----  | <u>TOTAL (H.E.W.)</u>           |

II. COMMUNITY & REGIONAL DEVELOPMENT

Department of Commerce

| <u>Amount</u>           | <u>Program Category</u>                              |
|-------------------------|--|
| * \$ 619,000            | Regional Action Planning Commission                  |
| * 115,000               | Economic Develop. Administration (Dev. Grants & T/A) |
| <u>\$ 734,000</u> ----- | <u>TOTAL</u>   |

ACTION

| <u>Amount</u>          | <u>Program Category</u>                  |
|------------------------|--|
| * \$ 30,000            | Volunteers in Service to America (VISTA) |
| <u>\$ 30,000</u> ----- | <u>TOTAL</u>                             |

Community Services Administration

| <u>Amount</u>            | <u>Program Category</u>        |
|--------------------------|--------------------------------|
| * \$ 855,000             | Community Action               |
| * 150,000                | Community Economic Development |
| * 155,000                | Community Food and Nutrition   |
| * 308,000                | Emergency Energy Conservation  |
| * 350,000                | Legal Services                 |
| * 146,000                | State Economic Offices         |
| * 28,000                 | Summer Youth Recreation        |
| <u>\$1,992,000</u> ----- | <u>TOTAL</u>                   |



### III. COMMERCE & TRANSPORTATION

#### U.S. Postal Service

| <u>Amount</u>             | <u>Program Category</u> |
|---------------------------|-------------------------|
| \$46,263,000              | Postal Fund             |
| <u>\$46,263,000</u> ----- | <u>TOTAL</u>            |

#### Department of Transportation

| <u>Amount</u>             | <u>Program Category</u>        |
|---------------------------|--------------------------------|
| * \$ 408,000              | Grants-in-Aid for Airports     |
| * \$ 1,318,000            | Urban Mass Transportation Fund |
| <u>\$ 1,726,000</u> ----- | <u>TOTAL</u>                   |

#### Department of Agriculture

| <u>Amount</u>             | <u>Program Category</u>                     |
|---------------------------|---|
| * \$ 151,000              | Watershed Works of Improvement              |
| * 85,000                  | Resource Conservation & Develop. Operations |
| * 179,000                 | Resource Conservation & Development         |
| * 212,000                 | River Basins Surveys & Investigations       |
| * 547,000                 | Soil and Water Conservation                 |
| * 131,000                 | Soil Survey                                 |
| * 125,000                 | Watershed Planning                          |
| * 379,000                 | Watershed & Flood Prevention Oper.          |
| <u>\$ 1,809,000</u> ----- | <u>TOTAL</u>                                |


#### Department of Interior

| <u>Amount</u>          | <u>Program Category</u>                  |
|------------------------|--|
| * \$ 38,000            | Construction, Corps of Engineers (Civil) |
| <u>\$ 38,000</u> ----- | <u>TOTAL</u>                             |

### IV. INCOME SECURITY

#### Department of Agriculture

| <u>Amount</u>  | <u>Program Category</u>        |
|----------------|--------------------------------|
| * \$11,434,000 | Food Stamp Bonus Coupons       |
| * 537,000      | Other Food Stamp Program Costs |



IV. INCOME SECURITY (cont'd)

Department of Agriculture (cont'd)

| <u>Amount (cont'd)</u>    | <u>Program Category (cont'd)</u>          |
|---------------------------|---|
| * \$ 3,318,000            | National School Lunch Program (Cash)      |
| 207,000                   | Non-Food Assistance to Schools            |
| 16,000                    | Food Distribution -- Other Program Costs  |
| 88,000                    | School Breakfast Program                  |
| 199,000                   | Special Food Service Program for Children |
| 743,000                   | Special Milk Program                      |
| 42,000                    | Supple. Food -- Women, Infants & Children |
| 36,000                    | State Administrative Services (FNS)       |
| <u>\$16,620,000</u> ----- | <u>TOTAL</u>                              |

Department of Labor

| <u>Amount</u>          | <u>Program Category</u> |
|------------------------|-------------------------|
| * \$ 85,000            | Food Stamps Assistance  |
| <u>\$ 85,000</u> ----- | <u>TOTAL</u>            |

V. LAW ENFORCEMENT & JUSTICE

Department of Justice

| <u>Amount</u>             | <u>Program Category</u>                          |
|---------------------------|--|
| * \$ 3,006,000            | Law Enforcement Assistance Administration Grants |
| <u>\$ 3,006,000</u> ----- | <u>TOTAL</u>                                     |

VI. REVENUE SHARING

Department of the Treasury

| <u>Amount</u>             | <u>Program Category</u>                         |
|---------------------------|---|
| \$19,953,000              | Local Assistance to State and Local Governments |
| <u>\$19,953,000</u> ----- | <u>TOTAL</u>                                    |





VII. NATIONAL DEFENSE

(Dollar amounts in this category not capable of being calculated.)

VIII. HEALTH

Department of Health, Education & Welfare

| <u>Amount</u>               | <u>Program Category</u>                          |
|-----------------------------|--|
| * \$ 735,000                | Health Facilities Construction Grants            |
| 48,000                      | Health Maintenance Organization Service          |
| 292,000                     | Health Professions Capitation Grants             |
| * 8,000                     | Health Professions Scholarships                  |
| 56,000                      | Health Professions Student Loans                 |
| 45,000                      | Health Services Develop. -- Project Grants       |
| ( \$1,184,000 - SUB-TOTAL ) |  |
| * \$ 100,000                | Mental Health -- Hospital Improvement Grants     |
| 531,000                     | Mental Health -- Training Grants                 |
| 58,000                      | Mental Health -- Children Services               |
| 592,000                     | Mental Health -- Community Mental Health Centers |
| 463,000                     | Mental Health -- Research Grants                 |
| ( \$1,744,000 - SUB-TOTAL ) |  |
| \$ 203,000                  | Nurse Train Improvement -- Special Projects      |
| 32,000                      | Nurse Traineeships                               |
| 125,000                     | Nursing Capitation Grants                        |
| * 34,000                    | Nursing Scholarships                             |
| 89,000                      | Nursing Student Loans                            |
| ( \$ 483,000 - SUB-TOTAL )  |  |
| * \$ 316,000                | Family Planning Projects                         |
| * 666,000                   | Maternal and Child Health Services               |
| ( \$ 982,000 - SUB-TOTAL )  |  |
| <u>\$4,393,000</u>          | <u>TOTAL (H.E.W.)</u>                            |

\* Categories affected by Reagan's proposed \$90 billion tax cut plan.

