

**The original documents are located in Box C41, folder “Presidential Handwriting, 6/4/1976” of the Presidential Handwriting File at the Gerald R. Ford Presidential Library.**

### **Copyright Notice**

The copyright law of the United States (Title 17, United States Code) governs the making of photocopies or other reproductions of copyrighted material. Gerald Ford donated to the United States of America his copyrights in all of his unpublished writings in National Archives collections. Works prepared by U.S. Government employees as part of their official duties are in the public domain. The copyrights to materials written by other individuals or organizations are presumed to remain with them. If you think any of the information displayed in the PDF is subject to a valid copyright claim, please contact the Gerald R. Ford Presidential Library.

THE PRESIDENT HAS SEEN.....

INFORMATION

THE WHITE HOUSE

WASHINGTON

June 4, 1976

MEMORANDUM FOR: THE PRESIDENT  
FROM: JIM CANNON *Jin*  
SUBJECT: Requested Charts of Corn,  
Wheat and Soybean Prices

Attached at Tab A are the charts of grain and soybean prices you requested.

Also, USDA Assistant Secretary Dick Bell has also sent a short commentary on these charts, which is included at Tab B.

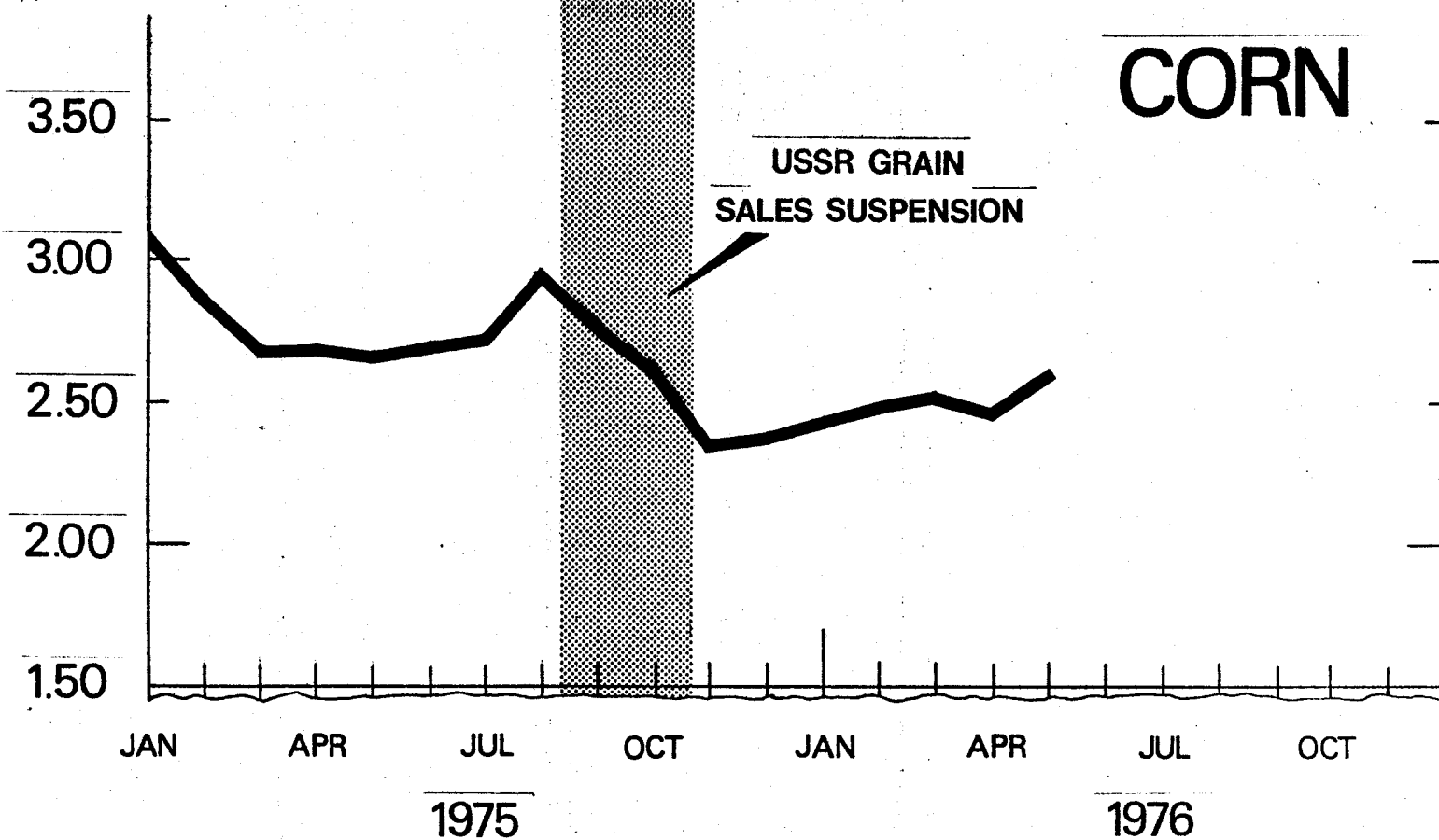
*MR 7*



# PRICES RECEIVED BY FARMERS

\$PER BU.

## CORN



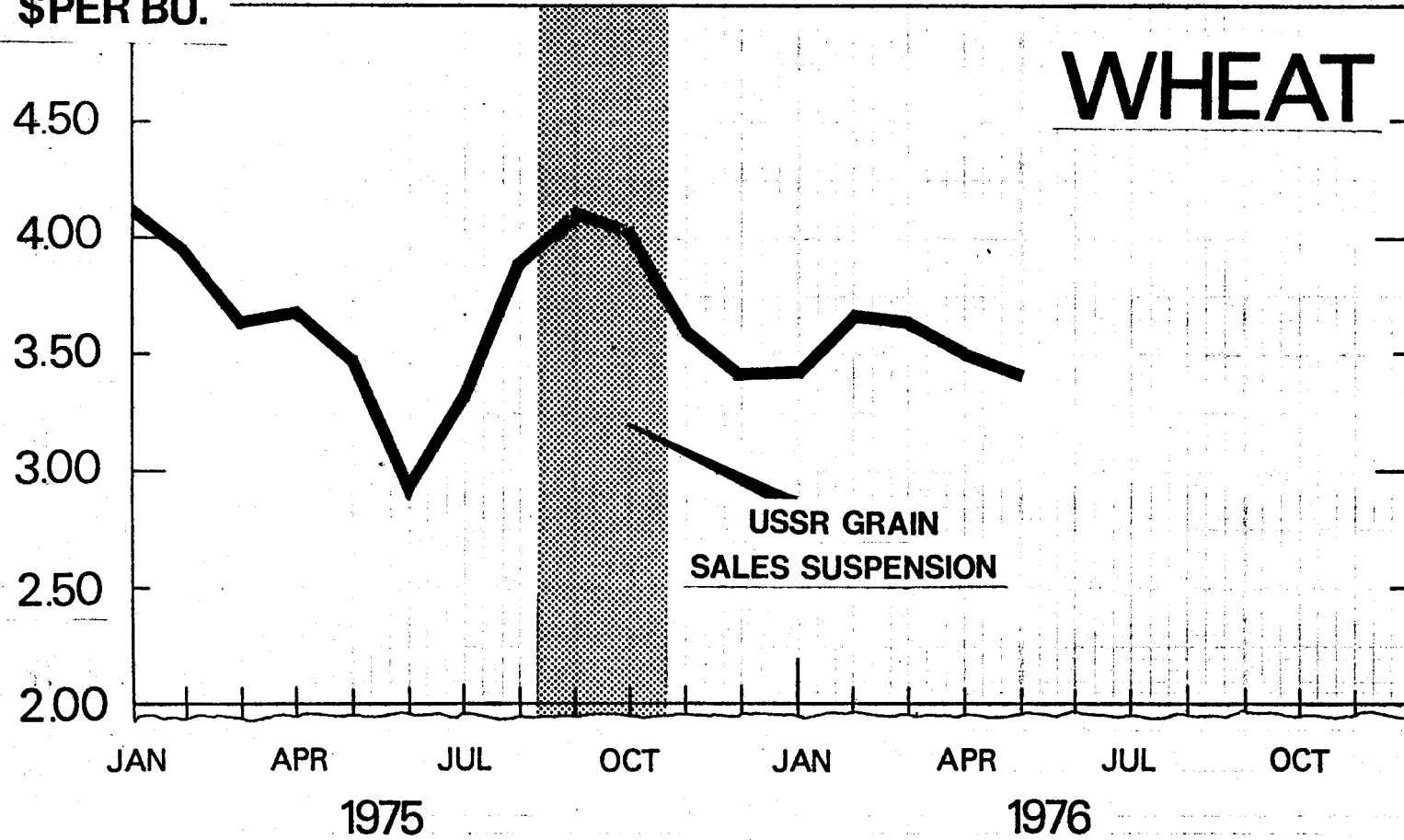
USDA

ECONOMIC RESEARCH SERVICE

# PRICES RECEIVED BY FARMERS

\$PER BU.

## WHEAT

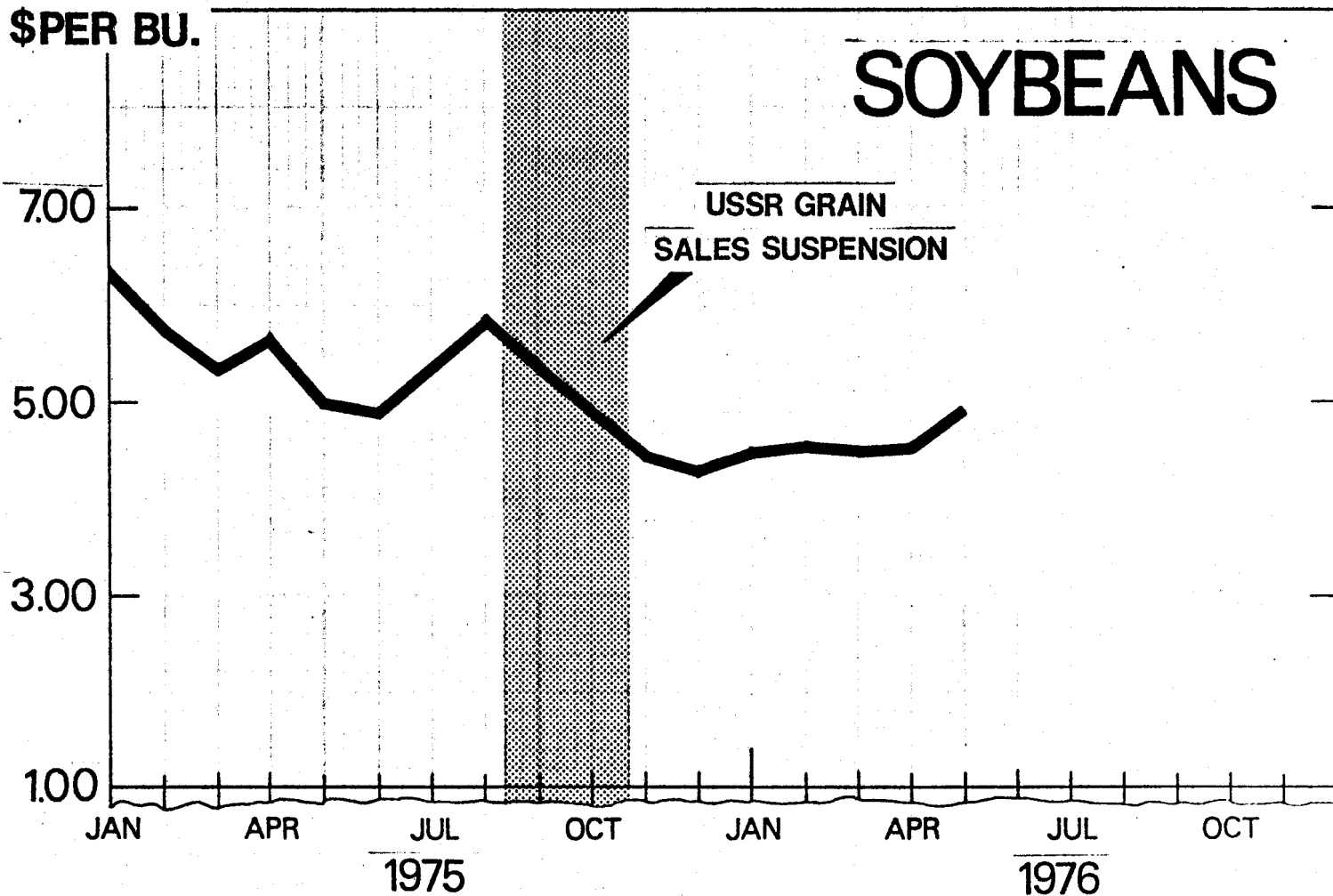


USSR GRAIN  
SALES SUSPENSION

USDA

ECONOMIC RESEARCH SERVICE

# PRICES RECEIVED BY FARMERS\*



\*AVERAGE PRICE RECEIVED BY FARMERS.

B



DEPARTMENT OF AGRICULTURE  
OFFICE OF THE SECRETARY  
WASHINGTON, D. C. 20250

June 2, 1976

To: Paul Leach  
Associate Director  
Domestic Council

Attached are the charts you requested earlier today.

I want to point out there is a seasonal decline in corn and soybean prices which occurs nearly every summer. Corn prices usually decline about 7 percent during the August-November period. The decline was 14 percent in 1975. In the case of soybeans, the decline is usually about 10 percent. In 1975 it was 23 percent. The seasonal decline for wheat is in the spring since the wheat harvest is underway by mid-June in the southern Great Plains.

On July 24, 1975, the USDA first asked exporters to advise the Department before beginning negotiations for new sales of U.S. grain to the USSR. The suspension of sales, however, did not begin technically until after the August 10 crop report was issued. At that time, Secretary Butz asked exporters to suspend further sales to the USSR until the September crop report would be available. The suspension was lifted when the long-term grain agreement with the USSR was signed on October 20.

*Rich Bell*

Richard E. Bell  
Assistant Secretary

Attachments



THE WHITE HOUSE

WASHINGTON

May 31, 1976

ADMINISTRATIVELY CONFIDENTIAL

MEMORANDUM FOR:

JIM CANNON

FROM:

JIM CONNOR *JEC*

SUBJECT:

Corn, Wheat and Soybean Prices

The attached was returned in the President's outbox. It is forwarded to you for appropriate action.


We are sending you an actual copy of the President's handwriting in this case so you can see exactly what he is asking you to prepare. Please return with the chart.

cc: Dick Cheney

THE WHITE HOUSE  
WASHINGTON

Jim Cannon

Can I have a  
chart by months (1975 thru  
May 1976) showing by lines  
corn, wheat + soybean prices  
& then indicate date of  
embargo + date it was  
lifted




I'm a lousy  
artist.

OFFICE OF  
THE SECRETARY OF AGRICULTURE

April 8, 1976

TO: BOB ORBEN  
Special Assistant to the President

FROM: PAUL A. THEIS   
Deputy Under Secretary  
For Congressional & Public Affairs

Here is a breakdown of grain prices,  
pre-embargo, mid-embargo, post embargo  
and present figures as of April 7, 1976.

EMBARGO PERIOD COVERS July 24 - October 20, 1975

(MONTHLY AVERAGES) PRICES PER BUSHEL AT MAJOR CENTRAL MARKETS

<u>GRAIN</u>	<u>PRE-EMBARGO</u>			<u>EMBARGO</u>			<u>POST-EMBARGO</u>			<u>PRESENT</u>
	<u>Mid-May</u> 1975	<u>Mid-June</u> 1975	<u>Mid-July</u> 1975	<u>Mid-Aug.</u> 1975	<u>Mid-Sept.</u> 1975	<u>Mid-Oct.</u> 1975	<u>Mid-Nov.</u> 1975	<u>Mid-Dec.</u> 1975	<u>Mid-Jan.</u> 1976	April 7, 1976
Wheat	\$3.47	\$2.92	\$3.33	\$3.89	\$4.11	\$4.02	\$3.58	\$3.41	\$3.43	\$ 3.68
Corn	\$2.66	\$2.68	\$2.72	\$2.95	\$2.76	\$2.62	\$2.33	\$2.37	\$2.44	\$ 2.67
Soybeans	\$5.00	\$4.90	\$5.28	\$5.80	\$5.32	\$4.92	\$4.45	\$4.28	\$4.46	\$ 4.63