

**The original documents are located in Box 10, folder “Statistical Summaries” of the Charles E. Goodell Papers at the Gerald R. Ford Presidential Library.**

### **Copyright Notice**

The copyright law of the United States (Title 17, United States Code) governs the making of photocopies or other reproductions of copyrighted material. Charles Goodell donated to the United States of America his copyrights in all of his unpublished writings in National Archives collections. Works prepared by U.S. Government employees as part of their official duties are in the public domain. The copyrights to materials written by other individuals or organizations are presumed to remain with them. If you think any of the information displayed in the PDF is subject to a valid copyright claim, please contact the Gerald R. Ford Presidential Library.

THE WHITE HOUSE  
WASHINGTON



4

17

20

30

34

— 36

37

56

58

— 66

83

91

94

102

# APPENDIX A

## PANEL DISPOSITIONS - ACTUAL

	PANEL "A"			PANEL "B"			PANEL "C"		
	May 8	May 9	May 8 & 9	M. 8	M. 9	M. 8 & 9	M. 8	M. 9	M. 8 & 9
Cases Considered	70	51	121	49	78	127	53	63	116
Hours-in-Session	7 1/2	<sup>4</sup> <del>7 1/4</del>	<sup>11 1/2</sup> <del>11 3/4</del>	7 1/2	7 1/4	14 3/4	7 1/2	<sup>6 1/4</sup> <del>7 1/4</del>	<sup>13 3/4</sup> <del>14 3/4</del>
Cases per Hour	9.3	5.5	8.2	6.5		8.6	7.0		7.8
Referrals to Full Bd.	0	5	5	12	10	22	2	1	3
Net Cases Per Hr			<sup>10.5</sup> <del>7.8</del>			7.1			<sup>8.4</sup> <del>7.8</del>
Net Projected Cases - 6 Hr Day			<del>46.8</del> 63.0			42.6			<del>46.8</del> 50.2

### Combined Panel Dispositions

May 8 & 9

Cases Considered	364
Hours-in-Session	<del>44 1/4</del> 40
Cases Per Hour	<del>8.2</del> 9.1
Referrals	30
Net Cases Per Hr	<del>7.5</del> 8.35
Net Projected Cases - 6 Hr Day	<del>45.0</del> 50



### FULL BOARD DISPOSITIONS - MAY 10

Cases Considered:	5
Hours-in-Session (Cases):	2 1/2
Cases-per-Hour:	2

EXPECTED  
 CLEMENCY BOARD DISPOSITIONS  
 June 2 - Sept. 15 (15 weeks)

DISPOSITIONS PER PANEL DAY

Days Per Week	40	50	60	70	80	90	100		
8	4,800	6,000	7,200	8,400	9,600	10,800	12,000		
10	6,000	7,500	9,000	10,500	12,000	13,500	15,000		
12	7,200	9,000	10,800	12,600	14,400	16,200	18,000		
14	8,400	10,500	12,600	14,700	16,800	18,900	21,000		
16	9,600	12,000	14,400	16,800	19,200	21,600	24,000		
18	10,800	13,500	16,200	18,900	21,600	24,300	27,000		
20	12,000	15,000	18,000	21,000	24,000	27,000	30,000		


In Addition to the Dispositions Indicated Above, 1,000 Case  
 Dispositions Should Have Been Completed by June 1

32



## PRODUCTION MEETING AGENDA

- I. Comparison of May 2 requests with today's requirements
- II. Pipeline Analysis
- III. Steps taken to improve production
  - Intake
  - Draft Production
  - Quality Control
  - Final Typing
  - Docketing and Distribution
  - Board Dispositions
  - Post-Disposition Actions
- IV. Where we are now
  - Production
  - Pipeline flow
  - Present backlogs
- V. What must be done
  - Management steps
  - Goals



Factors affecting production; comparison of May 2, 1975  
projections and current estimates

	<u>May 2, 1975 letter to O'Neill</u>	<u>Current Estimates</u>	<u>%Change</u>
Total Workload	20,000 summaries	16,000* summaries	20% fewer cases
Workload remaining		8,170 summaries to QC	
Deadline	rough drafts done 1Aug75	rough drafts done 1Aug75	no change
QC staff size	35% of AA's	10% of AA's	18.5% addl. AA's
Production per action attorney	1.0 per day	1.15 per day	15% increase in speed
Total Impact of Factors	-----	-----	39% reduction in require- ments
Number of QC's & Action Attorneys	475	304	36% reduction in resources

\*This total assumes 17,500 total cases, less 1,500 "no jurisdiction" cases; it also assumes that we will not process any perfected applications received after July 1, 1975.

THE WHITE HOUSE  
WASHINGTON

Senator Goodell  
Rick  
Larry



Statistics as of November 4, 1974:

Applications Requested:

	<u>Military</u>	<u>Civilian</u>
1 November	359	87
4 November (increase)	<u>5</u>	<u>6</u>
Totals	364	93

Applications - Formal:

1 November	42	53
4 November (increase)	<u>13</u>	<u>5</u>
Totals	55	58

Phone Queries:

1 November	25	21
4 November (increase)	<u>0</u>	<u>0</u>
Totals	25	21

Applications Mailed (Total Military and Civilian):

1 November	503
4 November (increase)	<u>0</u>
Total	503

Applications Requested (Total Military  
and Civilian): 457

Phone Queries 46  
503

Backlog 0

THE WHITE HOUSE  
WASHINGTON

- 2 -

Civilian furloughed - 1 November	1
Total civilians furloughed that	
have responded	<u>40</u>
4 November Total	41

MMeinking:11/4/74

SUBJECT: Daily Statistical Summary

PURPOSE. To provide current statistical information concerning processing of deserters under President's Program for Clemency as of 0800 Hrs, 6 Nov 74

FACTS.

	<u>ARMY</u>	<u>NAVY</u>	<u>AIR FORCE</u>	<u>USMC</u>	<u>TOTAL</u>
Number of Inquiries (last 24 hours)	<u>47</u>	<u>-</u>	<u>-</u>	<u>6</u>	<u>53</u>
Number of Inquiries (cumulative to date)	<u>3990</u>	<u>88</u>	<u>18</u>	<u>555</u>	<u>4651</u>
Number of Arrivals (last 24 hours)	<u>23</u>	<u>1</u>	<u>-</u>	<u>7</u>	<u>31</u>
Number of Deserters Currently in Processing	<u>20</u>	<u>-</u>	<u>-</u>	<u>8</u>	<u>28</u>
Number of Deserters who have Completed Processing	<u>1399</u>	<u>47</u>	<u>9</u>	<u>251</u>	<u>1706</u>
Number of Deserters who have Completed Processing (exclusive of PCF's)	<u>897</u>	<u>47</u>	<u>9</u>	<u>251</u>	<u>1204</u>
<u>Months Alternate Service</u>	<u>ARMY</u>	<u>NAVY</u>	<u>AIR FORCE</u>	<u>USMC</u>	<u>TOTAL</u>
0	<u>3</u>	<u>-</u>	<u>-</u>	<u>-</u>	<u>3</u>
1-5	<u>6</u>	<u>-</u>	<u>-</u>	<u>-</u>	<u>6</u>
6-12	<u>175</u>	<u>2</u>	<u>2</u>	<u>29</u>	<u>208</u>
13-18	<u>103</u>	<u>6</u>	<u>-</u>	<u>12</u>	<u>121</u>
19-24	<u>1112</u>	<u>39</u>	<u>7</u>	<u>210</u>	<u>1368</u>
<u>Selective Service</u>	<u>ARMY</u>	<u>NAVY</u>	<u>AIR FORCE</u>	<u>USMC</u>	<u>TOTAL</u>
Number of Individuals enrolled (last 24 hours)	<u>19</u>	<u>-</u>	<u>-</u>	<u>5</u>	<u>24</u>
Number of Individuals enrolled (cumulative to date)	<u>875</u>	<u>26</u>	<u>3</u>	<u>133</u>	<u>1037</u>
Number of Individuals Assigned to Jobs	<u>60</u>	<u>2</u>	<u>1</u>	<u>6</u>	<u>69</u>

DISTRIBUTION:

ASD (M&RA)  
 ASD (PA)  
 SA  
 ASA (M&RA)  
 CSA  
 CINFO  
 Selective Service  
 Navy  
 Air Force  
 USMC



LTC Archer/76977

# THE PRESIDENTIAL CLEMENCY BOARD

OLD EXECUTIVE OFFICE BUILDING  
WASHINGTON, D.C. 20500

PHONE: (202) 456-6476

## BOARD MEMBERS

Charles E. Goodell, *Chairman*  
Ralph W. Adams  
James P. Dougovito  
Robert H. Finch  
Theodore M. Hesburgh, C.S.C.  
Vernon E. Jordan  
James A. Maye  
Aida Cavanas O'Connor  
Lewis W. Wait

## MEMORANDUM FOR THE PRESIDENTIAL CLEMENCY BOARD

FROM: ROBERT J. HORN *RJH*  
DATE: NOVEMBER 7, 1974  
SUBJECT: APPLICATIONS/CORRESPONDENCE

### 1. Written Applications Received

	<u>Military</u>	<u>Civilian</u>	<u>Total</u>
as of 6 Nov 74:	390	139	529
as of 29 Oct 74:	350	106	456
Increase:	40	33	73

### 2. Total Incoming Correspondence

as of 6 Nov 74:	931
as of 29 Oct 74:	799
Increase:	132

#### (a) Pro Comments

as of 6 Nov 74:	98
as of 29 Oct 74:	84
Increase:	14

#### (b) Con Comments

as of 6 Nov 74:	46
as of 29 Oct 74:	36
Increase:	10

### 3. Application Kits Mailed Out

as of 6 Nov 74:	529
as of 29 Oct 74:	423
Increase:	106





SUBJECT: Daily Statistical Summary

PURPOSE. To provide current statistical information concerning processing of deserters under President's Program for Clemency as of 0800 Hrs, 6 Nov 74

FACTS.

	<u>ARMY</u>	<u>NAVY</u>	<u>AIR FORCE</u>	<u>USMC</u>	<u>TOTAL</u>
Number of Inquiries (last 24 hours)	<u>47</u>	<u>-</u>	<u>-</u>	<u>6</u>	<u>53</u>
Number of Inquiries (cumulative to date)	<u>3990</u>	<u>88</u>	<u>18</u>	<u>555</u>	<u>4651</u>
Number of Arrivals (last 24 hours)	<u>23</u>	<u>1</u>	<u>-</u>	<u>7</u>	<u>31</u>
Number of Deserters Currently in Processing	<u>20</u>	<u>-</u>	<u>-</u>	<u>8</u>	<u>28</u>
Number of Deserters who have Completed Processing	<u>1399</u>	<u>47</u>	<u>9</u>	<u>251</u>	<u>1706</u>
Number of Deserters who have Completed Processing (exclusive of PCF's)	<u>897</u>	<u>47</u>	<u>9</u>	<u>251</u>	<u>1204</u>
<u>Months Alternate Service</u>	<u>ARMY</u>	<u>NAVY</u>	<u>AIR FORCE</u>	<u>USMC</u>	<u>TOTAL</u>
0	<u>3</u>	<u>-</u>	<u>-</u>	<u>-</u>	<u>3</u>
1-5	<u>6</u>	<u>-</u>	<u>-</u>	<u>-</u>	<u>6</u>
6-12	<u>175</u>	<u>2</u>	<u>2</u>	<u>29</u>	<u>208</u>
13-18	<u>103</u>	<u>6</u>	<u>-</u>	<u>12</u>	<u>121</u>
19-24	<u>1112</u>	<u>39</u>	<u>7</u>	<u>210</u>	<u>1368</u>
<u>Selective Service</u>	<u>ARMY</u>	<u>NAVY</u>	<u>AIR FORCE</u>	<u>USMC</u>	<u>TOTAL</u>
Number of Individuals enrolled (last 24 hours)	<u>19</u>	<u>-</u>	<u>-</u>	<u>5</u>	<u>24</u>
Number of Individuals enrolled (cumulative to date)	<u>875</u>	<u>26</u>	<u>3</u>	<u>133</u>	<u>1037</u>
Number of Individuals Assigned to Jobs	<u>60</u>	<u>2</u>	<u>1</u>	<u>6</u>	<u>69</u>

DISTRIBUTION:

ASD (M&RA)  
 ASD (PA)  
 SA  
 ASA (M&RA)  
 CSA  
 CINFO  
 Selective Service  
 Navy  
 Air Force  
 USMC

*DOJ- 78 agreements  
 signed as of last  
 week.*

LTC Archer/76977

[Dec. 1974?]

MEMORANDUM TO:

CHARLES E. GOODDELL

FROM:

GRETCHEN HANDWERGER

SUBJECT:

Civilian Cases

105 *	Original civilian cases
- <u>5</u>	Ineligible
100	
- 14	Not furloughed because of the convictions but eligible
<u>86</u>	to have their Selective Service violations considered by PCB
- 13	No PCB application received; cannot locate or stated to FPA
<u>73</u>	that they do not plan to apply (all were either granted
	parole or had sentence expire during furlough period)
- <u>8</u>	Have indicated to us or FPA that they intend to apply to PCB
65	Applications received
- <u>8</u>	Not yet ripe for presentation to Board
57	Cases presented to Board
- <u>7</u>	Tabled
50	
- <u>7</u>	Withheld **
43	Cases decided by PCB
- <u>18</u>	Decisions announced by President
25	Cases ready to present to President
	** (plus 2 from withheld group)

\* There are now 4 more furloughed civilian cases -- a total of 109; one of these 4 had submitted a formal application; none is ripe for presentation to the Board.

PRESIDENTIAL CLEMENCY BOARD DECISIONS

	<u>Pardon</u>	<u>Executive Clemency with Alternative Service of:</u>						<u>No</u>	<u>Com. of</u>	<u>With-</u>	<u>Tabled</u>	<u>Total</u>
		<u>3 mos.</u>	<u>6 mos.</u>	<u>8 mos.</u>	<u>9 mos.</u>	<u>10 mos.</u>	<u>1 year</u>	<u>Clemency</u>	<u>Sentence</u>	<u>held</u>		
11/22/74	8	3	5			1	1			7 *	3	28
12/5/74	9	5	2	1	4	1	2	1			4	29
Total	17	8	7	1	4	2	3	1		7 *	7	57

\* includes 1 pardon & 1-3 mos. alternative service case decided by PCB,  
with one member dissenting

18 + 2  
27  
 45

December 7, 1974

MEMO TO:

CHARLES E. GOODELL

FROM:

GRETCHEN M. HANDWERGER

SUBJECT:

Mail Composition

Written Applications:

	<u>Military</u>	<u>Civilian</u>	<u>Total</u>
As of 11/29/74	511	235	746
As of 12/6/74	541	262	803



Formal Applications:

	<u>Military</u>	<u>Civilian</u>	<u>Total</u>
As of 11/29/74	156	108	264
As of 12/6/74	185	139	324

Week's Analysis:

	<u>Total Written Applications</u>	<u>Total Formal Applications</u>
Nov. 29	746	264
Dec. 2	761	284
Dec. 3	774	299
Dec. 4	780	306
Dec. 5	791	315
Dec. 6	803	324

**Several Weeks' Analysis:**

	<b><u>Total</u></b> <b><u>Written Applications</u></b>	<b><u>Total</u></b> <b><u>Formal Applications</u></b>
Week ending Dec. 6	803	324
Week ending Nov. 29*	746	264
Week ending Nov. 22	742	235
Week ending Nov. 15	688	190
	656	

\*Thanksgiving Week

**To date:**

65 furloughed civilians have submitted applications  
180 military home parolees have submitted applications

PRESIDENTIAL CLEMENCY BOARD  
THE WHITE HOUSE  
WASHINGTON, D.C. 20500

February 6, 1975

Status Report



Number of written applications logged in 2/5/75 209  
Total Number of Written Applications 3671\*  
(2281 Military 1390 Civilian)  
(In addition, there are approximately 300  
applications waiting to be logged in)

Number of telephone applications 2/5/75 36  
Net Number of Telephone Applications 1159\*  
(i.e. those who have not yet followed up their  
telephone applications with a written application)  
(assume 80% eligible)

Number of "Possibly Eligible"  
Written Inquiries Handled 2/5/75 94  
Net Number of "Possibly Eligible"  
Written Inquiries (assume 50% eligible) 626<sup>2/</sup>

Possible eligibles from "Jail Mail" 300\*

Total Number of pieces of correspondence received  
2/5/75 195

Total Number of pieces of correspondence received  
this week 2271

Estimated Total Number of Applicants (\* + 1/ + 2/) 5211

3671 logged  
300 waiting to be logged  
927 telephone inquiries (80% of 1130)1/  
313 possibly eligible (50% of 626)2/  
300 "Jail Mail"



PRESIDENTIAL CLEMENCY BOARD

THE WHITE HOUSE  
WASHINGTON, D.C. 20500  
February 7, 1975



Status Report

Number of written applications logged in 2/6/75	228
Total Number of Written Applications	3899*
(2485 Military 1414 Civilian)	
(In addition, there are approximately 765 applications waiting to be logged in)	
Number of telephone applications 2/6/75	31
Net Number of Telephone Applications	1471 <u>1/</u>
(i. e. those who have not yet followed up their telephone applications with a written application)	
(assume 80% eligible)	
Number of "Possibly Eligible" Written Inquiries Handled 2/6/75	75
Net Number of "Possibly Eligible" Written Inquiries	646 <u>2/</u>
(assume 50% eligible)	
Possible eligibles from "Jail Mail"	300 *
Total Number of pieces of correspondence received 2/6/75	231
Total Number of pieces of correspondence received this week	2502
Estimated Total Number of Applicants (* + <u>1/</u> + <u>2/</u> )	6464

3899 logged  
765 waiting to be logged  
1177 telephone inquiries (80% of 1471) 1/  
323 possibly eligible (50% of 646) 2/  
300 "Jail Mail"

Senator

Week ending 5-16-75

Inter-Unit	Inter-Unit	Totals:
	1. INTAKE UNIT	
	Total applications to date: .....	18,953 <sup>1</sup>
	727 Correspondence outstanding	
961	Applications sent to Records Unit this week	
	Applications sent to Records Unit in toto: .....	15,642
	2. RECORDS UNIT	
	7,304 Records on order	
	91 Cases available to be assigned	
1,546	Cases assigned to attorneys this week	
	Cases assigned to attorneys in toto: .....	6,657
	3. ACTION ATTORNEYS/QUALITY CONTROL	
1,000	Cases sent to Quality Control since last Board meeting	
1,000	Cases sent to Quality Control <del>XXXX</del> this week	
	Cases sent to Quality Control in toto: .....	2,295 **
	Cases in Hold status with Action Attorneys	
519	Cases returned to Action Attorneys this week	
	Cases returned to Action Attorneys in toto: .....	1,571 **
	XCases in Hold status in Quality Control	
401	Cases sent to Docketing/Distribution this week	
	Cases sent to Docketing/Distribution in toto: .....	1,542
	Typing backlog	
424	5. DOCKETING/DISTRIBUTION	
	Cases mailed out this week	
	Cases mailed out in toto: .....	1,517
	Cases mailed out since last Board meeting	
	6. CLEMENCY BOARD	
366	Cases sent to Post-Board Unit this week	
	Cases sent to Post-Board Unit in toto: .....	876
	169 Cases held (appealed, pulled, tabled)	
0	7. POST-BOARD UNIT	
	Cases sent to the President this week	
0	Cases sent to the President in toto: .....	301
	Cases for which agency notifications sent this week	
	Cases for which agency notifications sent in toto: .....	65
	8. CASE DISPOSITION UNIT	
	Cases on which Board recordkeeping completed	
	Cases for which files returned to originating agency this week	
	Cases for which files returned to agency in toto: .....	
	Cases closed this week	
	Cases closed in toto: .....	

A. Personnel

Additional this week	Total	Professional	Support
Total on Board	Total	Professional	Support

B. Budget: Obligated this week  
Unobligated

\*Individual letters plus approximately 1,900 form letters.  
\*\*Since 4-10-75

# PRESIDENTIAL CLEMENCY BOARD

THE WHITE HOUSE  
WASHINGTON, D.C. 20500

May 30, 1975

## STATUS REPORT

Number of Written Applications logged in today	0
Total Number of Written Applications. (13,859 Military 1905 Civilian) (In addition there are 286 applications waiting to be logged in)	15,764
Net Number of Telephone Applications (i.e. those who have not yet followed up their telephone applications with a written applications)** (assume 50% eligible)	1977 <sup>1</sup> / <sub>2</sub>
Number of "Possibly Eligible" Written Inquiries Handled today Net Number of "Possibly Eligible" Written Inquiries (assume 50% eligible)	2779 <sup>0</sup> / <sub>2</sub>
Total Number of Pieces of Correspondence Received today	268
Total Number of Pieces of Correspondence Received this week ( 0 pieces of mail not reviewed)	1226
Total Number of Pieces of correspondence received this month	3593
Estimated Total Number of Applicants (* + <u>1</u> / <sub>2</sub> + <u>2</u> / <sub>2</sub> )	18,429
15,764 logged 286 waiting to be logged 989 telephone inquiries (50% of 1977 ) <u>1</u> / <sub>2</sub> 1390 possibly eligible (50% of 2779 ) <u>2</u> / <sub>2</sub>	
**Net Number received by March 31, 1975	
Number of Telephone Applications received after deadline	24
Number of Written Applications received after deadline	331

# PRESIDENTIAL CLEMENCY BOARD

THE WHITE HOUSE

WASHINGTON, D.C. 20500

June 3, 1975

## STATUS REPORT

Number of Written Applications logged in today	30
Total Number of Written Applications	15,794
(13,888 Military 1906 Civilian)	
(In addition there are 256 applications waiting to be logged in)	
Net Number of Telephone Applications	1573 <sup>1</sup> / <sub>2</sub>
(i.e. those who have not yet followed up their	
telephone applications with a written applications)**	
(assume 50% eligible)	
Number of "Possibly Eligible" Written Inquiries Handled today	0
Net Number of "Possibly Eligible" Written Inquiries	1859 <sup>2</sup> / <sub>2</sub>
(assume 50% eligible)	
Total Number of Pieces of Correspondence Received today	92
Total Number of Pieces of Correspondence Received	340
this week (.0 pieces of mail not reviewed)	
Total Number of Pieces of correspondence received this month	340
Estimated Total Number of Applicants (* + <u>1</u> / <sub>2</sub> + <u>2</u> / <sub>2</sub> )	17,787
15,794 logged	
276 waiting to be logged	
787 telephone inquiries (50% of 1573 ) <u>1</u> / <sub>2</sub>	
930 possibly eligible (50% of 1859 ) <u>2</u> / <sub>2</sub>	
**Net Number received by March 31, 1975	
Number of Telephone Applications received after deadline	25
Number of Written Applications received after deadline	331



## DISPOSITION DISTRIBUTION BY PANELS: JUNE 10 - 13, 1975

	H		I	J	K
PARDONS	139	80 49.1%	80 32.3%	151 24.7% diff	95 57.0%
Pardons w/ VB	25		19	23	10 47.25%

Alternative  
Service

Service	49.7%	47.3%	37.0%	49.0%
3 Mos. A/S	53 Puller	15 Kauffmann	61 Overhard	39 Craig
4	5 Riggs	4 Walt	2 Venson	5
5	3	1	1	3 Maye
6	54 O'Connor	64 Ford	34 Morrow	36
7	5 (Lally-Is)	2	2 (Craig-Is)	2 Lally (Wed)
8	-	3	1	-
9	30	28	4	16 Jordan (Th)
10	2	5	1	-
11	1	1	-	- Carter (Fri)
12	13	32	7	8
13	-	2	-	-
18	-	1	-	-
AVERAGE	6.084	7.778	4.884	5.706

2.894 ms  
diff

6.135

NO CLEMENCY	4	-%	49	16.0%	18	5.9%	8	3.6%
-------------	---	----	----	-------	----	------	---	------

P, R, C

K, W, Fo

E, V, M

C, M, J, (L, G,)

## BOARD DECISIONS BY PANELS

June 10, 1975

<u>Disposition</u>	<u>H</u>	<u>I</u>	<u>J</u>	<u>Total</u>
Pardon	31	18	38	87
Pardon w/ upgrade	7	6	2	15
3 mos a/s	3	4	10	17
4 mos a/s	0	1	0	1
6 mos a/s	10	13	6	29
7 mos a/s	2	2	1	5
8 mos a/s	0	2	0	2
9 mos a/s	5	6	0	11
12 mos a/s	2	5	1	8
13 mos a/s	0	2	0	2
No Clemency	0	12	3	15
Tabled	4	1	3	8
Referred to Full Board	5	1	11	17
Flagged	0	2	0	2
	<hr/> 69	<hr/> 75	<hr/> 75	<hr/> 219







## BOARD DECISIONS BY PANELS

June 11, 1975

<u>Disposition</u>	<u>H</u>	<u>I</u>	<u>J</u>	<u>K</u>	<u>Total</u>
Pardon	36	28	40	27	131
Pardon w/ upgrade	8	6	13	3	30
3 mos. a/s	14	1	27	21	63
4 mos. a/s	0	2	1	2	5
5 mos. a/s	1	1	1	0	3
6 mos. a/s	26	12	19	14	71
7 mos. a/s	0	0	1	1	2
8 mos. a/s	0	1	0	0	1
9 mos a/s	16	2	4	5	27
10 mos a/s	1	1	1	0	3
11 mos a/s	1	1	0	0	2
12 mos a/s	8	6	5	4	23
No Clemency	2	9	7	5	23
Tabled	2	2	5	4	13
Referred to Full Board	7	2	5	0	14
Set Aside	1	0	0	0	1
Heard Earlier	0	0	1	0	1
Jurisdiction	3	0	2	0	5
 Total	 126	 74	 132	 86	 418



## BOARD DECISIONS BY PANEL

June 12, 1975

<u>DISPOSITION</u>	<u>H</u>	<u>I</u>	<u>J</u>	<u>K</u>	<u>TOTAL</u>
Pardon	23	19	33	46	121
Pardon/Upgrade	44	3	5	5	17
3 mos. a/s	10	7	20	8	45
4 mos. a/s	2	1	-	-	10
5 mos. a/s	-	-	-	1	1
6 mos. a/s	9	24	7	7	40
7 mos. a/s	-	-	-	-	-
8 mos. a/s	-	-	1	-	1
9 mos. a/s	8	12	-	4	24
10 mos. a/s	-	3	-	-	3
12 mos. a/s	1	7	-	-	8
No Clemency	-	16	2	1	19
Tabled	2	1	5	1	9
Referred to Full Board	6	2	2	2	12
Flagged	-	-	-	-	-
Set Aside	-	-	-	-	-
Withdrawn	-	-	-	-	-
No Jurisdiction	<u>1</u>	<u>-</u>	<u>-</u>	<u>-</u>	<u>1</u>
 TOTAL	 65	 96	 75	 75	 311



## BOARD DECISIONS BY PANELS

June 13, 1975


<u>Disposition</u>	<u>H</u>	<u>I</u>	<u>J</u>	<u>K</u>	<u>Total</u>
Pardon	49	15	40	22	126
Pardon w/ upgrade	6	4	3	2	15
Alternative Service					
3 mos.	26	3	19	10	58
4 mos.	3	0	1	3	7
5 mos.	2	0	0	2	4
6 mos.	19	15	2	15	51
7 mos.	3	0	0	1	4
9 mos.	1	8	0	7	16
10 mos.	1	1	0	0	2
12 mos.	2	12	1	4	19
18 mos.	0	1	0	0	1
No Clemency	2	12	6	2	22
Tabled	3	2	3	2	10
Referred to Full Board	4	1	1	2	8
Set Aside	0	0	0	3	3
Jurisdictional	0	2	0	0	2
Already Heard	1	0	0	0	1
Att'y Not Present	2	0	0	0	2
Not Enough Information	1	0	0	0	1
 TOTAL	 125	 76	 76	 75	 352





JUNE	<u>10</u>	<u>11</u>	<u>12</u>	<u>13</u>	<u>TOTAL</u>
PARDON	87 53.1%	131 41.8%	121 47.9%	126 43.2%	465
PARDON/VA	15	30	17	15	77
3 mos a/s	17	63	45	58	183
4 mos a/s	1	5	10	7	23
5 mos a/s	-	3	1	4	8
6 mos a/s	29 39.1%	71 51.9%	40 45.8%	51 49.7%	191
7 mos a/s	5	2	-	4	11
8 mos a/s	2	1	1	-	4
9 mos a/s	11	27	24	16	78
10 mos a/s	-	3	3	2	8
11 mos a/s	-	2	-	-	2
12 mos a/s	8	23	8	19	58
more than 12	2	-	-	1	3
NO CLEMENCY	15 7.8%	23 6.0%	19 6.6%	22 6.7%	79
-----					
TABLED	8	13	9	12	42
REFERRED TO FULL BOARD	17	14	12	8	51
FLAGGED	2	-	-	-	2
HEARD EARLIER	-	1	-	1	2
SET ASIDE	-	1	-	3	4
JURISDICTION	-	5	1	2	8
WITHDRAW	-	-	1	-	1
TOTAL	219	418	311	352	1,300

PRESIDENTIAL CLEMENCY BOARD  
THE WHITE HOUSE  
WASHINGTON, D.C. 20500



June 17, 1975

STATUS REPORT

Number of Written Applications logged this week 41

Total Number of Written Applications 17,015

(15,091 Military 1924 Civilian)

(In addition there are 22 applications waiting to be logged in)

Net Number of Telephone Applications 1337<sup>1</sup>/<sub>2</sub>  
(i.e. those who have not yet followed up their  
telephone applications with a written applications)\*\*  
(assume 50% eligible)

Number of "Possibly Eligible" Written Inquiries Handled today 0  
Net Number of "Possibly Eligible" Written Inquiries 1084<sup>2</sup>/<sub>2</sub>  
(assume 50% eligible)

Total Number of Pieces of Correspondence Received today 11

Total Number of Pieces of Correspondence Received 103  
this week ( 0 pieces of mail not reviewed)

Total Number of Pieces of correspondence received this month 903

Estimated Total Number of Applicants (\* + 1/ + 2/ )• 18,248

17,015 logged  
22 waiting to be logged  
669 telephone inquiries (50% of 1337 ) 1/<sub>2</sub>  
542 possibly eligible (50% of 1084 ) 2/<sub>2</sub>

\*\*Net Number received by March 31, 1975

Number of Telephone Applications received after deadline 25  
Number of Written Applications received after deadline 331

PRESIDENTIAL CLEMENCY BOARD  
THE WHITE HOUSE  
WASHINGTON, D.C. 20500



June 27, 1975

STATUS REPORT

Number of Written Applications logged in today 150

Total Number of Written Applications 17,174  
(15,234 Military 1940 Civilian)  
(In addition there are 2 applications waiting to be logged in)

Net Number of Telephone Applications 1336<sup>1</sup>  
(i.e. those who have not yet followed up their  
telephone applications with a written applications)\*\*  
(assume 50% eligible)

Number of "Possibly Eligible" Written Inquiries Handled today 0  
Net Number of "Possibly Eligible" Written Inquiries 1079<sup>2</sup>/<sub>1</sub>  
(assume 50% eligible)

Total Number of Pieces of Correspondence Received today 41

Total Number of Pieces of Correspondence Received 235  
this week ( 0 pieces of mail not reviewed)

Total Number of Pieces of correspondence received this month 1234

Estimated Total Number of Applicants (\* + 1/ + 2/ ) 18,383

17,174 logged  
2 waiting to be logged  
668 telephone inquiries (50% of 1336 ) 1/<sub>2</sub>  
539 possibly eligible (50% of 1079 ) 2/<sub>1</sub>

\*\*Net Number received by March 31, 1975

Number of Telephone Applications received after deadline 25  
Number of Written Applications received after deadline 331



PRESIDENTIAL CLEMENCY BOARD  
THE WHITE HOUSE  
WASHINGTON, D.C. 20500

3 July 1975

TO: Charles E. Goodell  
Chairman

FROM: Leland E. Beck  
Planning and Policy Analysis

THROUGH: William A. Strauss  
Associate General Counsel

RE: PROJECTED ALTERNATIVE SERVICE DISPOSITIONS

Pursuant to your request, I have analyzed the composite disposition pattern of the Board and projected the number of applicants who will have such recommendations. The following table contains the data generated for the projection. Please note that the cumulative alternative service disposition rate is approximately 47.62%, and the projection is based on 16,000 dispositions.

MONTHS A/S	Decided by President	Recommended by Board	%	PROJECTED TOTALS
1	-	-	-	-
2	-	1 *	.04	3 *
3	112	974	38.04	2898
4	5	79	3.08	235
5	2	48	1.87	143
6	64	850	33.20	2529
7	1	42	1.67	125
8	3	22	.86	65
9	10	325	12.69	967
10	7	21	.82	65
11	3	14	.54	42
12	6	170	6.64	506
13	-	2	.08	6
14	-	1	.04	3
18	-	4	.15	12
24	-	7	.27	21
	<u>213</u>	<u>2560</u>	<u>99.99</u>	<u>7620</u>

\* Tentative disposition only.

# PRESIDENTIAL CLEMENCY BOARD

THE WHITE HOUSE  
WASHINGTON, D.C. 20500

3 July 1975

TO: Charles E. Goodell  
Chairman

FROM: Leland E. Beck  
Planning and Policy Analysis

THROUGH: William A. Strauss  
Associate General Counsel

RE: PROJECTED ALTERNATIVE SERVICE DISPOSITIONS

Pursuant to your request, I have analyzed the composite disposition pattern of the Board and projected the number of applicants who will have such recommendations. The following table contains the data generated for the projection. Please note that the cumulative alternative service disposition rate is approximately 47.62%, and the projection is based on 16,000 dispositions.

MONTHS A/S	Decided by President	Recommended by Board	%	PROJECTED TOTALS
1	-	-	-	-
2	-	1*	.04	3*
3	112	974	38.04	2898
4	5	79	3.08	235
5	2	48	1.87	143
6	64	850	33.20	2529
7	1	42	1.67	125
8	3	22	.86	65
9	10	325	12.69	967
10	7	21	.82	65
11	3	14	.54	42
12	6	170	6.64	506
13	-	2	.08	6
14	-	1	.04	3
18	-	4	.15	12
24	-	7	.27	21
	<u>213</u>	<u>2560</u>	<u>99.99</u>	<u>7620</u>

\* Tentative disposition only.

PRESIDENTIAL CLEMENCY BOARD  
THE WHITE HOUSE  
WASHINGTON, D.C. 20500

3 July 1975

TO: Larry Baskin  
THRU: Bill Strauss  
FROM: Lee Beck  
RE: Assignments of Alternative Service



According to a quick count from all board meetings through June 28, 1975, the breakdown of months of alternative service assigned is as follows:

Months	Disposition(s)
3	974
4	79
5	48
6	850
7	42
8	22
9	331
10	21
11	14
12	170
13	2
14	1
-----	
188	72 ? 12?
24-----	
244	7

2566  
=====

Avg. = 5.7338269 Months.

I should note that the last week of board decisions include unverified statistics. However, the error rate in this area is extremely low and might involve one or two decisions.

WEEKLY WORKSHEET III  
 PANEL DECISIONS FOR WEEK OF 7/14 - 7/18

Decision	Military	Civilian	Total
Pardon	275	59	334
Upgrade	19		19
Alternative Service	533	7	540
3 mos.	200	4	204
4 mos.	32		32
5 mos.	12		12
6 mos.	180	1	181
7 mos.	24		24
8 mos.	16		16
9 mos.	57		57
10 mos.	2		2
11 mos.			
12 mos.	8	2	10
Over 12	2	2	4
No Clemency	53	1	54
Tabled	38		38
Referred to Full Board	60	5	65
Flagged	1	1	2
Jurisdictional	4		4
Set Aside			
Heard Earlier			
3 1/2 mos.	1		1
Total	983	74	1057

Tabulated by:

Checked by:



## WEEKLY WORKSHEET III

PANEL DECISIONS FOR WEEK OF

Thru 7/18



Decision	6860 Military	1183 Civilian	8043 Total
Pardon	2340	1038	3378
Upgrade	273		273
Alternative Service	3818	231	4049
1- 3 mos.	1374	116	1490
4 mos.			
5 mos.			
4- 6 mos.	1553	71	1624
7 mos.			
8 mos.			
7- 9 mos.	626	15	641
10 mos.			
11 mos.			
10- 12 mos.	252	23	275
Over 12	14	6	20
No Clemency	428	14	442
Tabled	300	15	315
Referred to Full Board	410	23	433
Flagged	15	3	18
Jurisdictional	15	2	17
Set Aside	21	5	26
Heard Earlier			
Total	7620	1331	8952

Tabulated by:

Checked by:

8952

PRESIDENTIAL CLEMENCY BOARD  
THE WHITE HOUSE  
WASHINGTON, D.C. 20500

July 18, 1975



MEMORANDUM FOR CHARLES E. GOODELL, CHAIRMAN  
Members of the Board

FROM: Lawrence M. Baskir, General Counsel *MB*  
RE: Summary of Board Dispositions

Below you will find the summary of Board dispositions  
as of July 11, 1975, which you requested from Mr. Strauss.

Disposition	Civilian Cases	Military Cases	Total Cases
Pardon	979	2065	3044
Pardon with Upgrade		254	254
Alternative Service	224	3285	*3509
1 - 3	112	1174	1286
4 - 6	70	1328	1398
7 - 9	15	529	544
10- 12	21	242	263
Over 12	6	12	18
No Clemency	13	375	388
Total	<u>1216</u>	<u>5979</u>	<u>7195</u>

## DAILY WORKSHEET III


## CASE DECISIONS BY PANEL

## MILITARY AND CIVILIAN CASES COMBINED

7/24

(Date)

Decision	<u>I</u>	<u>W</u>	<u>X</u>	<u>Y</u>	Total
Pardon	35	24	55	44	158
Upgrade	2	2	7		11
Alternative Service					
1 month					
2 mos.					
3 mos.	11	8	24	13	56
4 mos.	3	2	1	2	8
5 mos.	5	1	1		7
6 mos.	18	11	17	8	54
7 mos.	5	1	1	1	8
8 mos.	31	1	2		4
9 mos.	13	15	1	1	30
10 mos.	2	1			3
11 mos.					
12 mos.	2	2	1	2	7
Over 12					
No Clemency	4	6	4	3	17
Tabled	3	2	1	3	9
Referred to Full Board	15	4		2	21
Flagged					
Jurisdictional	1				1
Set Aside					
Heard Earlier					
Total	120	80	115	79	394



Tabulated by:

Checked by: PJ

This comes from  
scribes



This comp is

which

## DAILY WORKSHEET III

## CASE DECISIONS BY PANEL

## MILITARY AND CIVILIAN CASES COMBINED

7/25/75  
(Date)



Decision	EB	W	—	—	Total
Pardon	1	7			8
Upgrade		2			2
Alternative Service					
1 month					
2 mos.					
3 mos.	1	7			98
4 mos.					
5 mos.					
6 mos.	1	11			12
7 mos.		3			3
8 mos.					
9 mos.	1	3			4
10 mos.					
11 mos.					
12 mos.					
Over <sup>18</sup> <del>12</del>		1			1
No Clemency		6			6
Tabled					
Referred to Full Board		3			3
Flagged					
Jurisdictional					
Set Aside					
Heard Earlier					
Total	4	43			47


Tabulated by: *JMA*

Checked by:

## WEEKLY WORKSHEET III

~~FORM~~ DECISIONS FOR WEEK OF7/21/75

Decision	Military	Civilian	Total
Pardon	314	73	387
Upgrade	29	0	29
Alternative Service			
3 mos.	190	5	195
4 mos.	29	0	29
5 mos.	18	0	18
6 mos.	183	0	183
7 mos.	31	0	31
8 mos.	17	0	17
9 mos.	66	0	66
10 mos.	7	0	7
11 mos.	0	0	0
12 mos.	17	0	17
Over <sup>18</sup>	1	0	1
No Clemency	54	1	55
Tabled	32	0	32
Referred to Full Board	46	3	<del>50</del> 49
Flagged	1	0	1
Jurisdictional	0	1	1
Set Aside	0	0	0
Heard Earlier	0	0	0
Counsel	1	0	1
Total	1036	83	1119

Tabulated by: 

Checked by:

WORKSHEET II

PCB  
~~TABLE~~

DECISIONS

MILITARY AND CIVILIAN CASES

Through July 25, 1975  
(Date)

Decision	Military	Civilian	Total
Pardon	2654	1111	3765
Upgrade	302	0	302
Alternative Service			
1 month			
2 mos.			
3 mos.	1564	121	1685
4 mos.			
5 mos.			
4 - 6 mos.	1783	71	1854
7 mos.			
8 mos.			
7-8 9 mos.	<del>740</del> 740	15	755
10 mos.			
11 mos.			
10 - 12 mos.	276	23	299
Over 12 mos.	15	6	21
No Clemency	482	15	497
Tabled	332	<del>15</del> 15	347
Referred to Full Board	456	26	482
Flagged	16	3	19
Jurisdictional	15	3	18
Set Aside	21	5	26
Heard Earlier			
Canceled	1		1
Total	8657	1414	10071

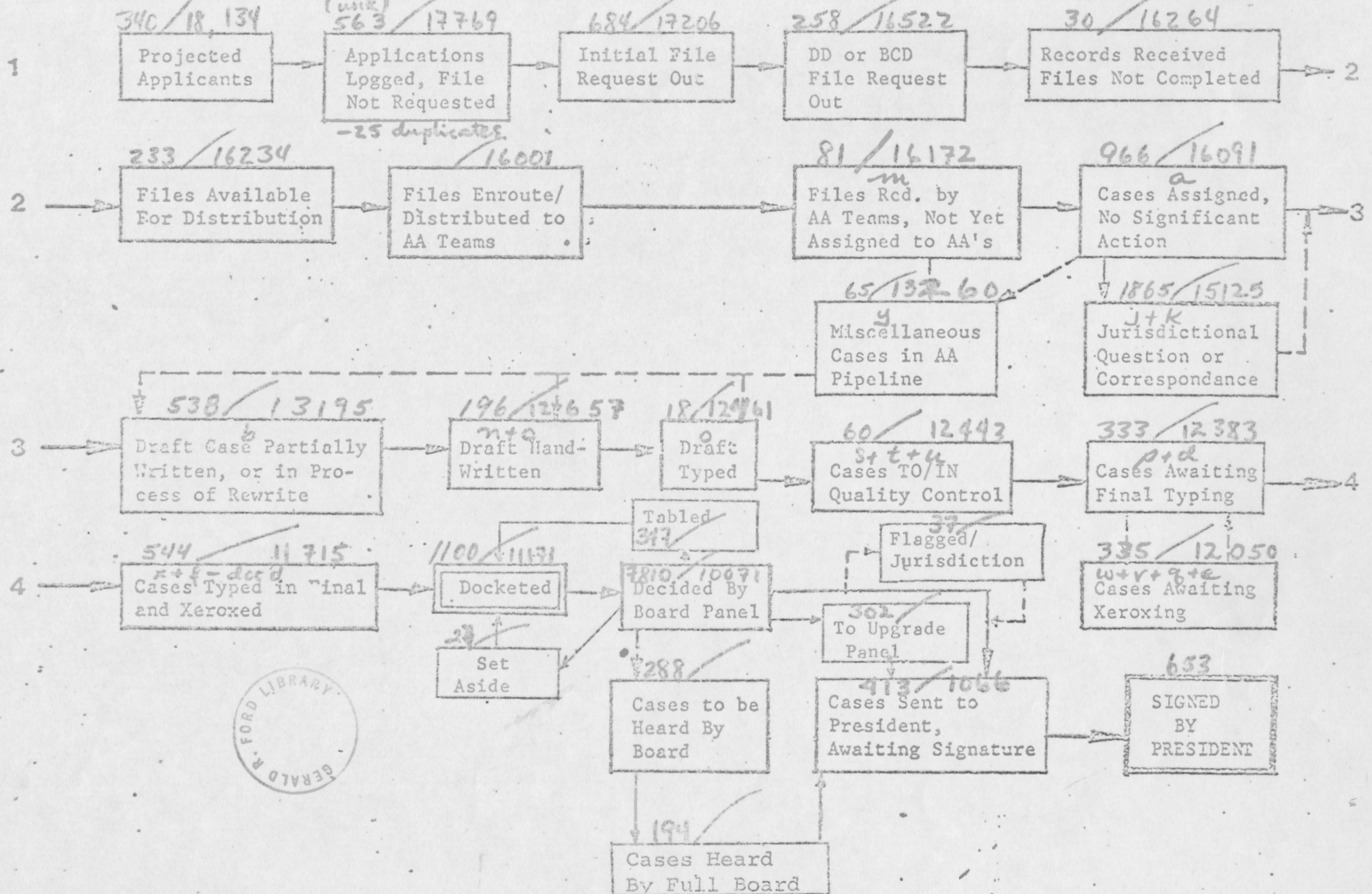
Tabulation by:

Checked by:

(no not logged  
240 case #s not assigned)

# CASES IN PCB PIPELINE AS OF 28 July

CURRENT # IN PARENTHESIS





A	=	B	+	C	+	D	+	E	
Projected Applicants		Applications Logged/Not Logged No Request for Files		Initial File Request Out		Files Assigned to Action Attorneys Prior to Exercise		Files Ready for Distribution at Time of Exercise	
1) Case numbers assigned having passed through file room	17794	1) Case numbers assigned, file missing	563	1) Cases awaiting records, now assigned	702	1) 15127		1) Complete files now assigned	874
2) Case numbers assigned but not sent to file room	100	2) Case numbers assigned, file located, assigned to Bill Gallo	233	2) Cases where records are not available, now assigned	30				
3) Case numbers not assigned- some with Larry Baskir	240	3) Case numbers assigned but not sent to file room	100	3) Cases awaiting records, not now assigned	240				
		4) Case numbers not assigned-some with Larry Baskir	240						
		5) Duplicate numbers	25						
	18134		1161		972	15127			874
Total number of cases disposed of or assigned to attorneys prior to exercise <sup>1</sup>						15690	(Columns B(1) + D)		
Total number of cases assigned to attorneys since exercise <sup>2</sup>						1839	(Columns B(2) + C(1), (2) + E)		
Total number of cases not now assigned to attorneys						240	(Column C(3)--audit of file room 7/29)		
						17769			
						+ 365	(Columns B(3), (4), (5))		
						18134	TOTAL CASES		

1. Some of these cases which were disposed of must still be checked against master logs to determine whether final disposition letters were in fact sent out. 563 of the files were missing during the audit, the bulk of which are presumably assigned to attorneys, 200 of which are totally unaccounted for.

2. This does not include some cases assigned in error by the file room. File room records show 1906 cases assigned.



## DAILY WORKSHEET III

## CASE DECISIONS BY PANEL

## MILITARY AND CIVILIAN CASES COMBINED

7/29/75  
(Date)

Decision	A	B	C	—	Total
Pardon	22	32	40		94
Upgrade	2	2	1		5
Alternative Service					
1 month					
2 mos.					
3 mos.	6	21	21		48
4 mos.		3	3		6
5 mos.		2	1		3
6 mos.	13	22	15		50
7 mos.	1		4		5
8 mos.					
9 mos.	4	5	3		12
10 mos.	1				1
11 mos.					
12 mos.	2				2
Over 12					
No Clemency	6	4	8		18
Tabled	4		1		5
Referred to Full Board	7	1	1		9
Flagged		1			1
Jurisdictional					
Set Aside					
Heard Earlier					
Total	68	93	98		259

Tabulated by:

Checked by:

## DAILY WORKSHEET III

## CASE DECISIONS BY PANEL

## MILITARY AND CIVILIAN CASES COMBINED

7/30  
(Date)



Decision	<u>A</u>	<u>B</u>	<u>C</u>	<u>D</u>	Total
Pardon	32	33	34	28	127
Upgrade	5	5	1		11
Alternative Service					
1 month					
2 mos.					
3 mos.	5	25	20	30	80
4 mos.	1	4		2	7
5 mos.		1		1	2
6 mos.	12	14	18	20	64
7 mos.	1	1			2
8 mos.	2			1	3
9 mos.	10	5	9	10	34
10 mos.	2				2
11 mos.	1				1
12 mos.			1		1
Over 12			<del>1</del>		
No Clemency	7	5	9	1	22
Tabled	3		1	3	7
Referred to Full Board	13	5	2	3	23
Flagged					
Jurisdictional	1				1
Set Aside					
Heard Earlier					
Total	95	98	95	99	387

Tabulated by:

Checked by:



July 30, 1975

To: Larry M. Baskir

From: Gretchen Handwerger

Subject: Status of Cases Heard by Board

10,071	Cases heard by Board through 7/25/75
<u>-6,596</u>	Cases not yet released by computer
= 3,475	Cases heard by Board through 6/20 (last date of computer released cases)
- 475	referred to full Board
	tabled cases
	no clemency cases
	commutation cases
<u>= 3,000</u>	
<u>- 600</u>	<i>computer holds; flagged case</i>
= 2,400	theoretically ready to be sent to President.
- 642	- cases already sent to President, signed by President, & notification sent to applicant (Presidential packets 1-6)
<u>=1,758</u>	
<u>- 399</u>	Packet 7 (on LMB desk)
=1,359	
<u>- 484</u>	Packet 8 (on 9th floor)
= 875	
<u>- 265</u>	Packet 9 (to 9th floor 7/30)
= 610	
<u>- 270</u>	Packet 10 (now being typed on 4th floor)
= 340	
<u>- 250</u>	(approx.) Packet 11 (now being prepared on 4th floor
= 90	Cases in "clean up" process (verifying names, addresses, summaries received; finding files; includes approximately 15 discharges <del>not</del> executed holds and 25 presently <del>incarcerated</del> holds)



## WEEKLY WORKSHEET JII

~~PANEL~~ DECISIONS FOR WEEK OF

July 28 - Aug 1, 1975

Decision	Military	Civilian	Total
Pardon	281	81	362
Upgrade	22		22
Alternative Service			
3 mos.	189		189
4 mos.	22		22
5 mos.	12		12
6 mos.	159	1	160
7 mos.	12		12
8 mos.	4		4
9 mos.	68	2	70
10 mos.	5		5
11 mos.	1		1
12 mos.	10		10
Over 12	1		1
No Clemency	58		58
Tabled	21		21
Referred to Full Board	36	6	42
Flagged	1		1
Jurisdictional	1		1
Set Aside			
Heard Earlier			
Total	903	90	993

Tabulated by:

Checked by:

T.R.

PCB

DECISIONS

MILITARY AND CIVILIAN CASES

Cumulative Through Aug. 1, 1975  
(Date)

Decision	Military	Civilian	Total
Pardon	2935	1192	4127
Upgrade	324	0	324
Alternative Service			
1 month			
2 mos.			
3 mos.	1753	121	1874
4 mos.			
5 mos.			
4-6 mos.	1976	72	2048
7 mos.			
8 mos.			
7-9 mos.	824	17	841
10 mos.			
11 mos.			
10-12 mos.	292	23	315
Over 12 mos.	16	6	22
No Clemency	540	15	555
Tabled	353	15	368
Referred to Full Board	492	32	524
Flagged	17	3	20
Jurisdictional	16	3	19
Set Aside	21	5	26
Heard Earlier			
Counsel	1		1
Total	9560	1504	11064

Tabulation by:

Checked by:

TR

August 5, 1975

MEMORANDUM FOR: Paul O'Neill  
Deputy Director  
Office of Management and Budget

FROM : Charles E. Goodell  
Chairman

SUBJECT : Weekly Summary, Week Ending August 1, 1975

	<u>Professionals</u>	<u>DOD Interns</u>	<u>Support</u>	<u>Totals</u>
Authorized	217	116	210	543
On Board	209	116	204	530

	<u>Week Ending August 1, 1975</u>			
Accessions	3	0	3	6
Returns	15	9	6	30
Difference	-12	-9	-3	-24



## DAILY WORKSHEET III

## CASE DECISIONS BY PANEL

## MILITARY AND CIVILIAN CASES COMBINED

8/5

(Date)



Decision	<u>C</u>	<u>F</u>	<u>G</u>	<u>H</u>	Total
Pardon	47	27	39	33	146
Upgrade	2	2	7	3	14
Alternative Service					
1 month					
2 mos.					
3 mos.	27	14	10	15	66
4 mos.	3	5	1	3	12
5 mos.	2	1	4	1	8
6 mos.	21	18	15	20	74
7 mos.	1		3	1	5
8 mos.			2		2
9 mos.	6	9	5	9	29
10 mos.			2		2
11 mos.					
12 mos.	1		1	1	3
Over 12					
No Clemency	8	6	2	11	27
Tabled	3	2	1	1	7
Referred to Full Board	1	5	9	20	35
Flagged					
Jurisdictional				2	2
Set Aside					
Heard Earlier					
Total	122	89	161	120	(432)

Tabulated by:

Checked by:

Cumulative thru 8/8/75

~~WEEKLY~~ WORKSHEET III  
~~PAGE~~ DECISIONS FOR WEEK OF ~~8/1/75~~



Decision	Military	Civilian	Total
Pardon	3191	1237	4428
Upgrade	342		342
<i>pardon/med ben</i> Alternative Service	(5)		(5)
3 mos.	1881	123	2004
4 mos.			
5 mos.			
4- 6 mos.	2150	73	2223
7 mos.			
8 mos.			
7- 9 mos.	890	17	907
10 mos.			
11 mos.			
10- 12 mos.	317	25	342
Over 12	16	6	22
No Clemency	594	16	610
Tabled	370	17	387
Referred to Full Board	547	35	582
Flagged	17	3	20
Jurisdictional	18	3	21
Set Aside	21	5	26
<i>Counsel</i> <del>Heard Earlier</del>	1		1
<i>No jurisd.</i>	1		1
Total	10361	1560	11921

Tabulated by:

Checked by:

## WEEKLY WORKSHEET III

PANEL DECISIONS FOR WEEK OF

8/5-8/8

Decision	Military	Civilian	Total
Pardon	256	45	<del>301</del> 301
Upgrade	18		18
<i>Pardon/med ben</i> Alternative Service	5		5
3 mos.	128	2	<del>130</del> 130
4 mos.	16		16
5 mos.	12		12
6 mos.	146	1	147
7 mos.	11		11
8 mos.	3		3
9 mos.	52		52
10 mos.	6		6
11 mos.	1		1
12 mos.	18	2	20
Over 12			
No Clemency	54	1	55
Tabled	17	2	19
Referred to Full Board	55	3	58
Flagged			
Jurisdictional	2		2
Set Aside			
Heard Earlier			
<i>No Jurisd.</i>	1		1
Total	801	56	857

Tabulated by:

Checked by:

Evelyn -

8/15

Here is yesterday's  
Full Bd. / Panel E carry-over  
case disposition.

Could you please  
ask the Senator for  
panel assignments for  
next week ASAP?

I'll be sitting  
as general counsel for  
the Special "cup" Panel  
till 10:00 and I'll  
check books then. Pede



DAILY WORKSHEET III  
CASE DECISIONS BY PANEL  
MILITARY AND CIVILIAN CASES COMBINED

9/14/75  
(Date)



Decision	<u>Q</u>	<u>E</u>			Total
Pardon	10	17			27
<del>Medical</del>		2			2
Alternative Service					
1 month					
2 mos.					
3 mos.	3	13			16
4 mos.	1	1			2
5 mos.	1				1
6 mos.	5	5			10
7 mos.	1				1
8 mos.		2			2
9 mos.		2			2
10 mos.					
11 mos.					
12 mos.					
Over 12					
No Clemency	1	5			6
Tabled	1				1
Referred to Full Board		1			1
Flagged					
Jurisdictional					
Set Aside					
Heard Earlier					
Total	23	48			71

Tabulated by:

Checked by:

*[Signature]*

## WEEKLY WORKSHEET III

PANEL DECISIONS FOR WEEK OF

thru

8/15



P, U, A/S, NC -

9962

1535

11497

Decision	Military	Civilian	Total
Pardon	3395	1272	4667
Upgrade	350		350
med ben Alternative Service	(5)		(5)
3 mos.	2024	123	2147
4 mos.			
5 mos.			
4- 6 mos.	2280	73	2353
7 mos.			
8 mos.			
7- 9 mos.	930	17	947
10 mos.			
11 mos.			
10- 12 mos.	330	27	357
Over 12	17	7	24
No Clemency	631	16	647
Tabled	383	19	402
Referred to Full Board	560	36	596
Flagged	17	3	20
Jurisdictional	24	3	27
Set Aside	21	5	26
Counsel Heard Earlier	1		1
Jurisdiction	1		1
Total	10969	1601	12570

Tabulated by:

Checked by:


## WEEKLY WORKSHEET II

## CASE DECISIONS BY DATE

## MILITARY AND CIVILIAN CASES COMBINED

Decision	<u>8/11</u>	<u>8/12</u>	<u>Date</u> <u>8/13</u>	<u>8/14</u>	<u>8/15</u>	Total
Pardon		86	12	27	114	239
Upgrade		5		2	1	8
Alternative Service						
3 mos.		37	6	16	84	143
4 mos.		1		2	8	11
5 mos.		5	1	1	2	9
6 mos.		36	11	10	53	110
7 mos.		1	1	1	3	6
8 mos.				2		2
9 mos.		10	4	2	16	32
10 mos.					1	1
11 mos.			1		1	2
12 mos.		2	4		6	12
Over 12		1	1			2
No Clemency		8	3	6	20	37
Tabled		3	6	1	5	15
Referred to Full Board		10		1	3	14
Flagged						
Jurisdiction			2		4	6
Set Aside						
Heard Earlier						
CASE WITHDRAWN BY APPLICANT			1			1
Total		205	53	71	321	650

Tabulation by:

Checked by: 

## DAILY WORKSHEET III

## CASE DECISIONS BY PANEL

## MILITARY AND CIVILIAN CASES COMBINED

8/19

(Date)



Decision	<u>L</u>	<u>M</u>	<u>O</u>	<u>P</u>	Total
Pardon	37	48	20	32	<del>137</del> 137
Upgrade	3	2			<del>5</del> 5
Alternative Service					
1 month					
2 mos.					
3 mos.	25	19	9	11	<del>64</del> 64
4 mos.	3		4	2	<del>9</del> 9
5 mos.	3	3	1		7
6 mos.	21	23	16	15	75
7 mos.			2	2	4
8 mos.	<del>3</del>	1			1
9 mos.	9	9	1	8	27
10 mos.				1	1
11 mos.					
12 mos.		3	1	4	8
Over 12				1	1
No Clemency	9	1	6	6	22
Tabled	10	3	1	2	16
Referred to Full Board	2	8	5	3	18
Flagged					
Jurisdictional					
Set Aside					
Heard Earlier					
7 1/2 mos.	1				1
Total	123	120	66	86	396

Tabulated by: *PS*

Checked by:

*Summary*  
~~WORKSHEET~~ WORKSHEET III  
 PANEL DECISIONS FOR WEEK OF *through 8/24/75*

GERALD R. FORD

Decision	Military	Civilian	Total
Pardon	3663	1308	4971
Upgrade	360		360
<i>Medical Res.</i> Alternative Service	7		7
3 mos.	2146	125	2271
4 mos.			
5 mos.			
4-6 6 mos.	2466	75	2541
7 mos.			
8 mos.			
7- 9 mos.	1026	19	1045
10 mos.			
11 mos.			
10- 12 mos.	359	32	391
Over 12	18	8	26
No Clemency	677	18	695
Tabled	423	22	445
Referred to Full Board	595	36	631
Flagged	17	3	20
Jurisdictional	27	4	31
Set Aside	21		21
<i>Counsel</i> <del>Heard Earlier</del>	1		1
PURPLE PANEL	1		1
Total	11,807	1650	13,457

Tabulated by:

Checked by: *[Signature]*

## WEEKLY WORKSHEET III

PANEL DECISIONS FOR WEEK OF

8/19 - 8/24

Decision	Military	Civilian	Total
Pardon	268	36	304
Upgrade	10		10
<i>Mr. Ken:</i> Alternative Service	2		2
3 mos.	122	2	124
4 mos.	22	0	22
5 mos.	13	0	13
6 mos.	151	2	153
<del>7</del> 7 mos.	15	0	15
8 mos.	7	0	7
9 mos.	73	2	75
10 mos.	3	0	3
<del>11</del> 11 mos.	1	0	1
12 mos.	26	5	31
Over 12	1	1	2
No Clemency	46	2	48
Tabled	40	3	43
Referred to Full Board	35	1	36
Flagged	0	0	0
Jurisdictional	2	0	2
<del>PURPLE PANEL</del> <del>Set Aside</del>	1		1
Heard Earlier			
Total	838	54	892

Tabulated by: *[Signature]*

Checked by:

## WEEKLY WORKSHEET II

## CASE DECISIONS BY DATE

## MILITARY AND CIVILIAN CASES COMBINED

Decision	<u>8/19</u>	<u>8/20</u>	<u>Date</u> <u>8/21</u>	<u>8/22</u>	<u>8/23</u>	<u>8/24</u>	Total
Pardon	137	9	17	118	16	7	304
Upgrade	5	0	1	3	0	0	10
<del>med. Board</del> Alternative <del>Service</del>				2			2
3 mos.	64	6	3	45	3	3	124
4 mos.	9	1	2	9	1	0	22
5 mos.	7	0	1	5	0	0	13
6 mos.	75	9	10	53	3	3	153
7 mos.	4	1	0	10	0	0	15
8 mos.	1	0	0	3	1	2	7
9 mos.	27	1	4	32	5	6	75
10 mos.	0	0	0	2	0	0	3
11 mos.	0	0	0	0	0	0	0
12 mos.	8	3	0	11	5	4	31
Over 12	1	0	0	<del>1</del>	0	1	2
No Clemency	22	4	1	15	3	3	48
Tabled	16	2	1	12	5	7	43
Referred to Full Board	18			18			36
Flagged				0			0
Jurisdiction				1		1	2
Set Aside							
Heard Earlier							
Purple Panel				1			1
Total	396	36	40	340	42	38	892

Tabulation by:

Checked by:

## DAILY WORKSHEET III

## CASE DECISIONS BY PANEL

## MILITARY AND CIVILIAN CASES COMBINED

8/14  
(Date)

Decision	<u>R</u>	<u>S</u>	<u>T</u>	<u>W</u>	<u>X</u> Total	Total
Pardon	35	36	43	55	25	194
Upgrade	2		1	1		4
<del>medical</del> Alternative Service				1		1
1 month						
2 mos.						
3 mos.	19	27	20	19	34	119
4 mos.	3	1	2		5	11
5 mos.		1	1		1	3
6 mos.	17	22	22	22	30	114
7 mos.	2	4	4	2	1	13
8 mos.			1			1
9 mos.	3	9	15	8	5	40
10 mos.						
11 mos.			1			1
12 mos.	2		3	5		10
Over 12					1	1
No Clemency	2	5	4	5	12	28
Tabled	2	3	1	5	3	14
Referred to Full Board	1	12			3	16
Flagged						
Jurisdictional					3	3
Set Aside						
Heard Earlier				1		1
Purple		2				2
Total	88	122	118	124	124	576

Tabulated by:

Panels S, T, W, X completed all dockets

Checked by:

Panel R has about 30 cases left to hear.

Panels ended at approx: R-6:00

S-6:30

T-4:30

W-5:00

X-4:30



## DAILY WORKSHEET III

## CASE DECISIONS BY PANEL

## MILITARY AND CIVILIAN CASES COMBINED

8/28/76  
(Date)

Decision	<u>R</u>	<u>S</u>	<u>I</u>	<u>W</u>	<u>* Total</u>	
Pardon	59	37	42	54	<del>133</del> 33	225
Upgrade	1		1	4	1	7
<i>Pardon - Med. Pers.</i> Alternative Service		1		3		4
1 month						
2 mos.						
3 mos.	24	20	14	15	19	92
4 mos.		4	2		4	10
5 mos.		1	2	1	1	5
6 mos.	40	<del>21</del> 21	26	20	21	<del>118</del> 128
7 mos.	3	0	2		2	7
8 mos.		1	3	1	1	6
9 mos.	8	14	13	5	5	45
10 mos.		0	2		1	3
11 mos.		0				
12 mos.	2	4	4	13	3	26
Over 12		0				
No Clemency	13	1	13	2	9	38
Tabled	5	1		4	4	14
Referred to Full Board	2	7		3	13	25
Flagged					1	1
Jurisdictional	1					1
Set Aside						
Heard Earlier						
Total	158	112	124	125	118	(637)

Tabulated by: *JWT*

Checked by:

THIS WEEK END FULL BOARD  
BEGIN 9:00 AM.

Sat. 8/30 (10)

Adams  
Craig  
Dondovito  
Everhard  
Ford  
Goodell  
Maye  
O'Connor  
Paller  
Riggs

Mon 9/1 (11)

Adams  
Craig  
Dondovito  
Everhard  
~~Ford~~  
Goodell  
O'Connor  
Paller  
Riggs  
Whison  
Walt

Sun 8/31 (10)

Adams  
Craig  
Dondovito  
Everhard  
Ford  
Goodell  
O'Connor  
Paller  
Riggs  
Walt

*Cumulative*

WORKSHEET III

DECISIONS FOR WEEK OF

*through Aug. 29, 1975*



Decision	Military	Civilian	Total
Pardon	4080	1386	5466
Upgrade	371		371
<del>medical</del> <del>Alternative</del> <del>Service</del>	13		13
3 mos.	2405	130	2535
4 mos.			
5 mos.			
4-6 mos.	2790	87	2877
7 mos.			
8 mos.			
7-9 mos.	1176	21	1197
10 mos.			
11 mos.			
10-12 mos.	415	32	447
Over 12	19	8	27
No Clemency	775	18	793
Tabled	458	24	482
Referred to Full Board	645	41	686
Flagged	18	3	21
Jurisdictional	32	4	36
Set Aside	21	0	21
<del>Caused</del>	1	0	1
Purple	15	0	15
Total	13 234	2754	14,988

Tabulated by:

Checked by:

*JRH*



## WEEKLY WORKSHEET III

PANEL DECISIONS FOR WEEK OF

Aug 25, 1975

Decision	Military	Civilian	Total
Pardon	417	78	495
Upgrade	11		11
<del>Medical</del> Alternative Service	6		6
3 mos.	259	5	264
4 mos.	24		24
5 mos.	11		11
6 mos.	289	12	301
7 mos.	25	1	26
8 mos.	11		11
9 mos.	114	1	115
10 mos.	6		6
11 mos.	1		1
12 mos.	49		49
Over 12	1		1
No Clemency	98		98
Tabled	35	2	37
Referred to Full Board	50	5	55
Flagged	1		1
Jurisdictional	5		5
Set Aside			
Heard Earlier	<del>1</del>		<del>1</del>
<u>Purple</u>	14		14
Total	<del>1427</del> 1427	104	<del>1531</del> 1531

Tabulated by: JDA

Checked by:

## DAILY WORKSHEET III

## CASE DECISIONS BY PANEL

## MILITARY AND CIVILIAN CASES COMBINED

8/24/75  
(Date)

Decision	<u>S</u>	<u>W</u>	<u>X</u>		Total
Pardon	28	4	19		51
medical/P	1				1
<del>Upgrade</del>					
<del>Service</del>					
1 month					
2 mos.					
3 mos.	23	4	26		53
4 mos.	3				3
5 mos.	1	1	1		3
6 mos.	11	14	29		54
7 mos.	3		3		6
8 mos.	1		3		4
9 mos.	10	10	9		29
10 mos.	1	10	2		13
11 mos.	0				0
12 mos.	3				3
Over 12					
No Clemency	6	10	16		32
Tabled	2		6		8
Referred to Full Board	3	1	8		12
Flagged					
Jurisdictional			1		1
Set Aside					
Heard Earlier					
Purpleland	12				12
Total	108	54	123		285

Tabulated by:

Checked by:

JSH